

COVID-19
14,060
43 ↑



Died
312
0 ↑

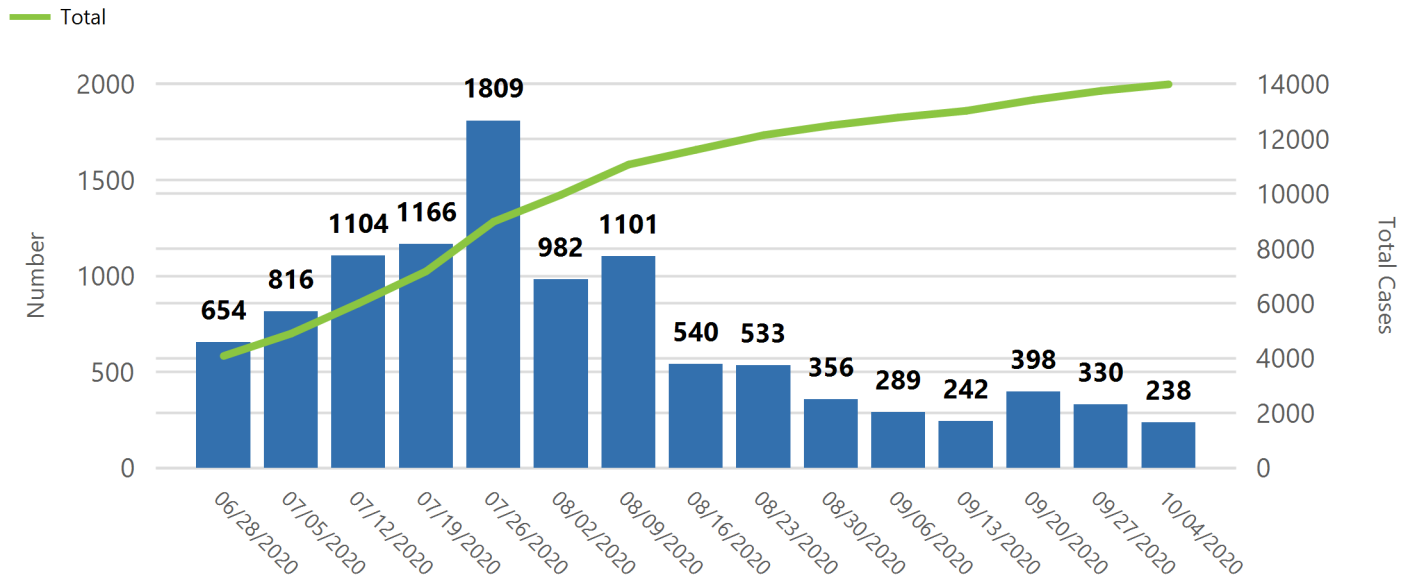
Hospitalized
2,139
19 ↑

CHARACTERISTICS OF COVID-19 PATIENTS
MOBILE COUNTY, ALABAMA

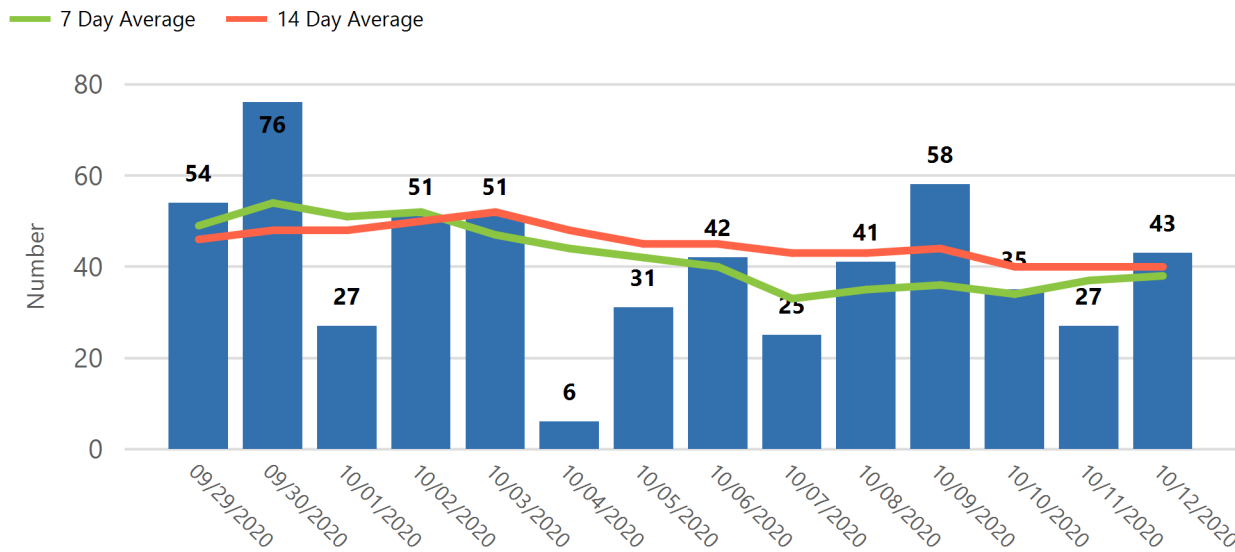
Presumed Recovered*
N/A

October 13, 2020

COVID-19 By Week of Report Date

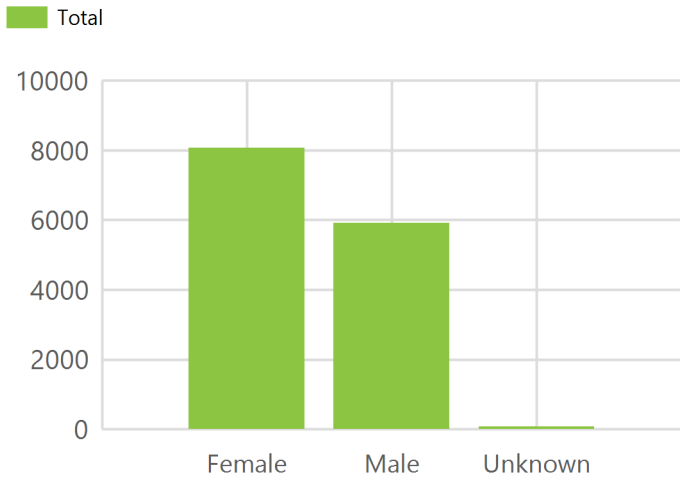


COVID-19 Reported In the Last 14 Days With 7-Day and 14-Day Moving Average



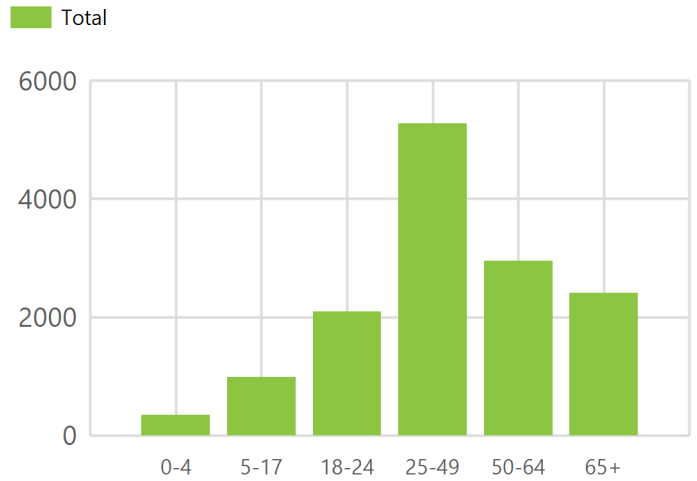
*Cases are presumed recovered if it has been 14 days or more since the case tested positive if they were not hospitalized, or if it has been 32 days or more since the case tested positive if they were hospitalized or if hospitalization was unknown. All deaths excluded.

COVID-19 By Sex



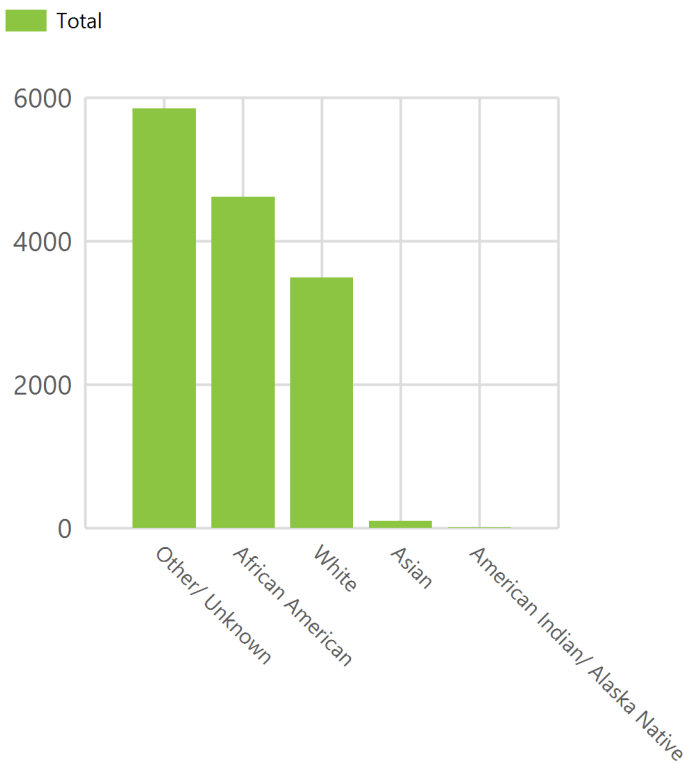
Sex	Cases	Died
Female	8080 (57.5%)	156 (50.0%)
Male	5914 (42.1%)	156 (50.0%)
Unknown	66 (0.5%)	0 (0.0%)

COVID-19 By Age Group



Age Group	Cases	Died
0-4	349 (2.5%)	1 (0.3%)
5-17	991 (7.0%)	0 (0.0%)
18-24	2091 (14.9%)	1 (0.3%)
25-49	5272 (37.5%)	15 (4.8%)
50-64	2946 (21.0%)	62 (19.9%)
65+	2411 (17.1%)	233 (74.7%)

COVID-19 By Race



Race	Cases	Died
African American	4614 (32.8%)	164 (52.6%)
American Indian/Alaska Native	12 (0.1%)	0 (0.0%)
Asian	102 (0.7%)	2 (0.6%)
White	3489 (24.8%)	126 (40.4%)
Other/Unknown	5843 (41.6%)	20 (6.4%)

Total Hospitalized To Date

2,139

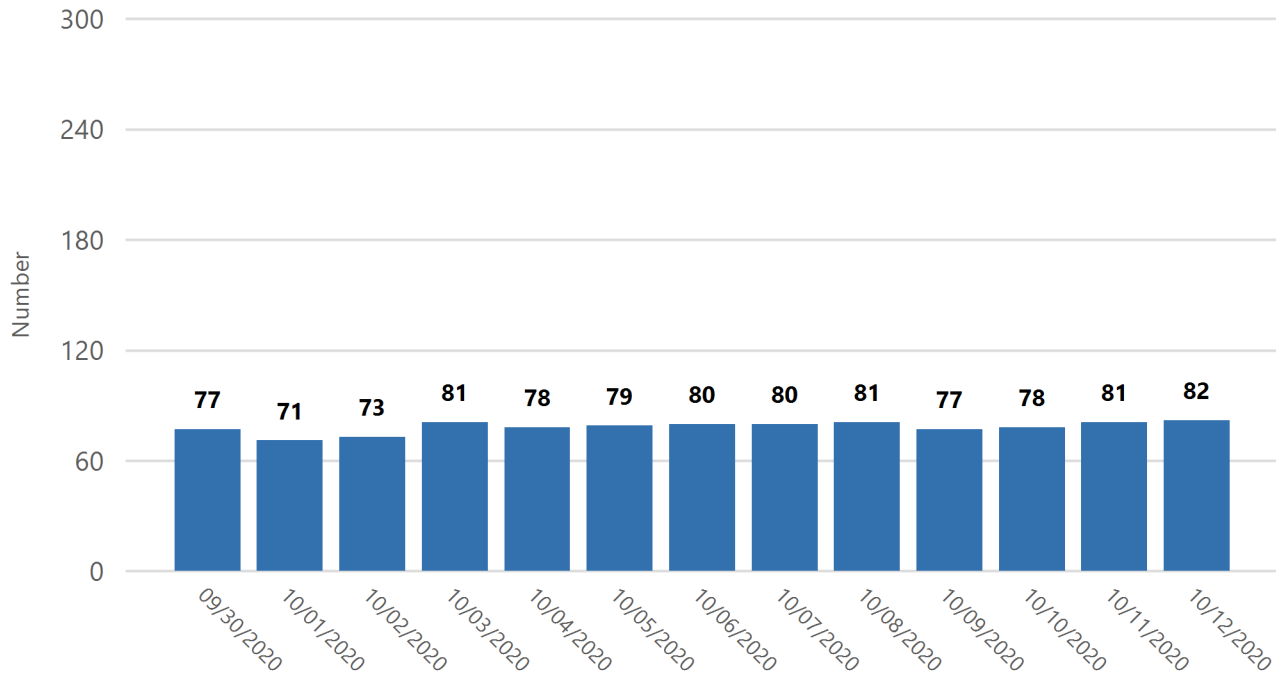
19 ↑

Currently Hospitalized

82

1 ↑

COVID-19 Patients Hospitalized Each Day in Mobile County Hospitals



Red bar indicates 1 or more hospitals in Mobile County did not report the number of hospitalized patients by 1:00 PM or did not submit the numbers at all that day for their facility. The indicator used above the chart (Currently Hospitalized) uses the value the hospital last submitted to get a more accurate number of currently hospitalized patients.

Data Source: Alabama Incident Management System
Updated Daily After 1 p.m.
Includes Patients Who Reside in Other Jurisdictions