

COVID-19
17,225
90 ↑



Died
321
1 ↑

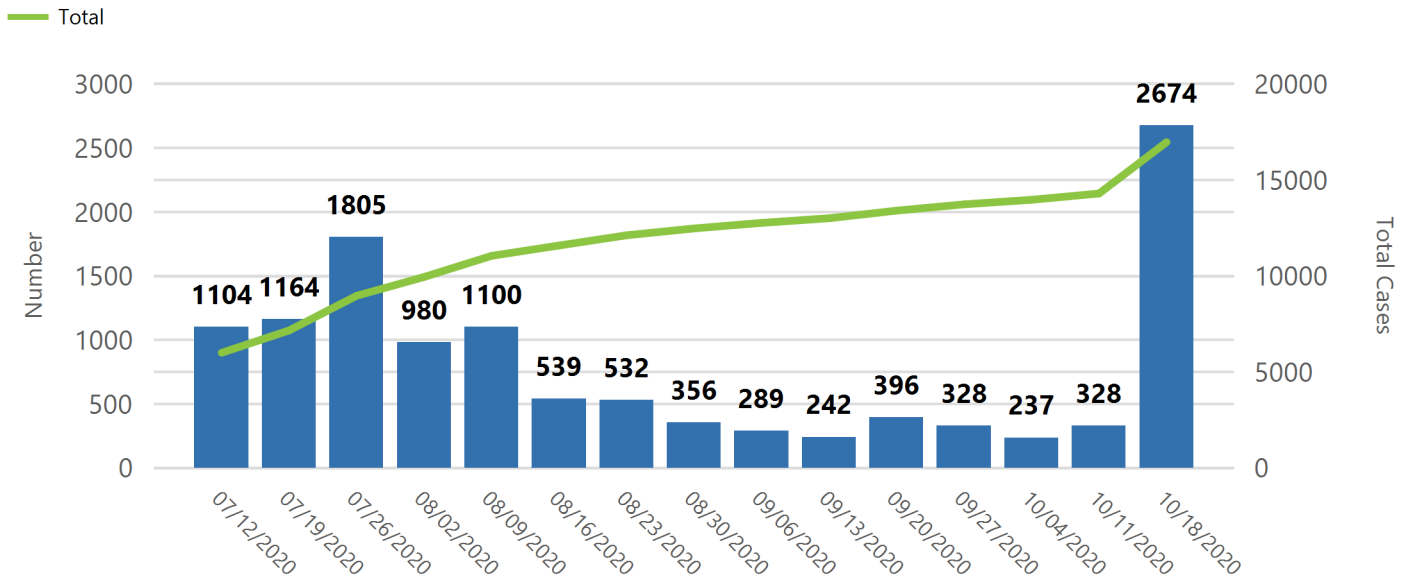
Hospitalized
2,275
13 ↑

CHARACTERISTICS OF COVID-19 PATIENTS
MOBILE COUNTY, ALABAMA

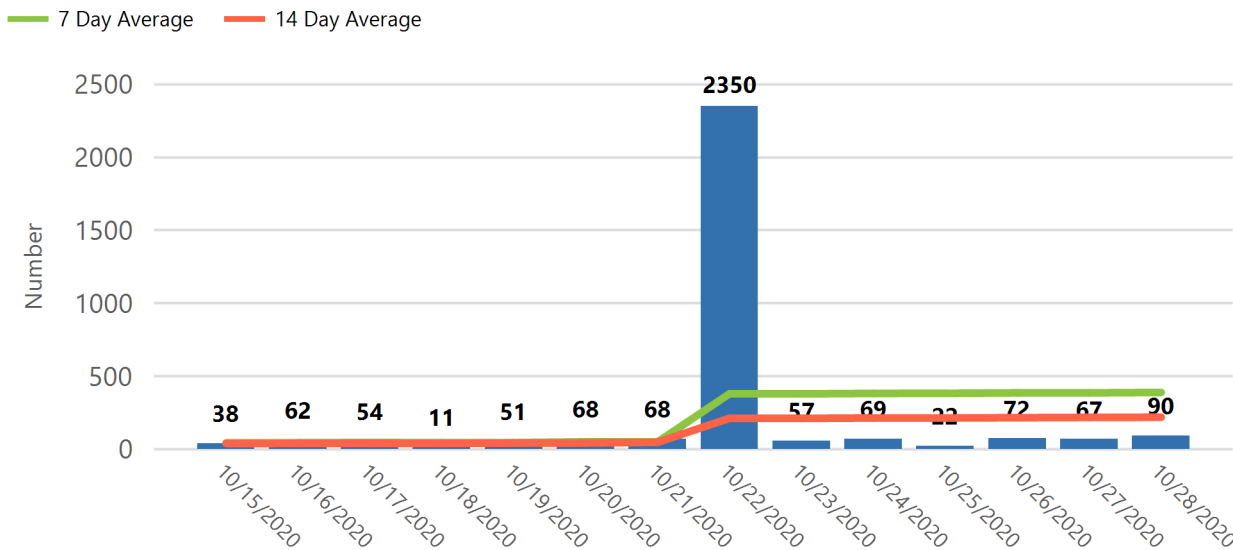
Presumed Recovered*
N/A

October 29, 2020

COVID-19 By Week of Report Date

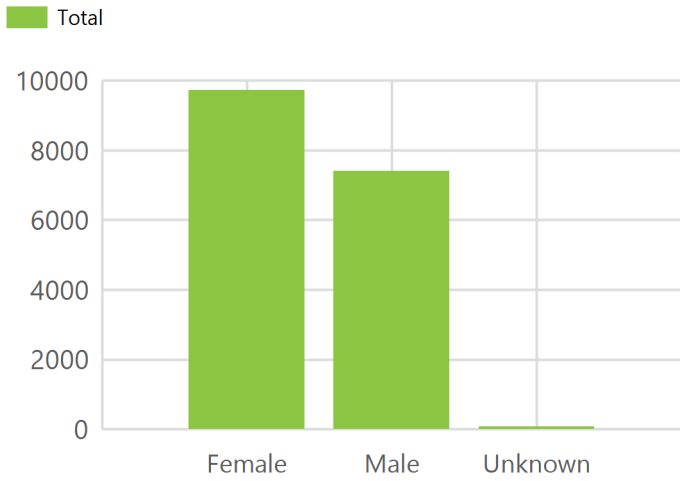


COVID-19 Reported In the Last 14 Days With 7-Day and 14-Day Moving Average



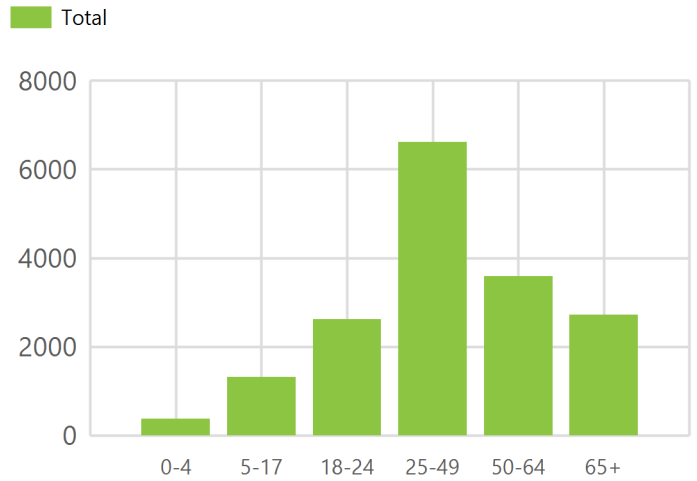
*Cases are presumed recovered if it has been 14 days or more since the case tested positive if they were not hospitalized, or if it has been 32 days or more since the case tested positive if they were hospitalized or if hospitalization was unknown. All deaths excluded.

COVID-19 By Sex



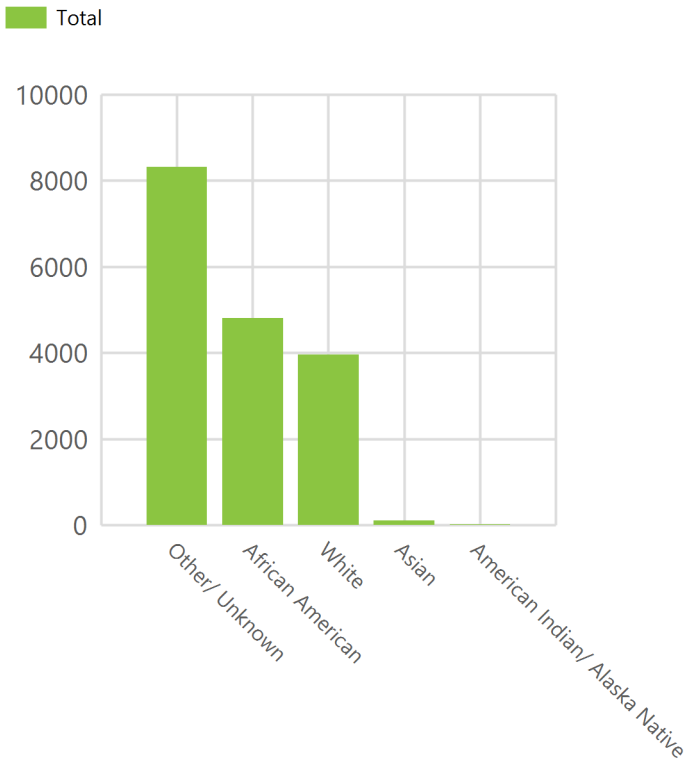
Sex	Cases	Died
Female	9736 (56.5%)	159 (49.5%)
Male	7414 (43.0%)	162 (50.5%)
Unknown	75 (0.4%)	0 (0.0%)

COVID-19 By Age Group



Age Group	Cases	Died
0-4	374 (2.2%)	1 (0.3%)
5-17	1319 (7.7%)	0 (0.0%)
18-24	2622 (15.2%)	1 (0.3%)
25-49	6608 (38.4%)	14 (4.4%)
50-64	3581 (20.8%)	64 (19.9%)
65+	2721 (15.8%)	241 (75.1%)

COVID-19 By Race



Race	Cases	Died
African American	4812 (27.9%)	166 (51.7%)
American Indian/Alaska Native	15 (0.1%)	0 (0.0%)
Asian	107 (0.6%)	3 (0.9%)
White	3966 (23.0%)	133 (41.4%)
Other/Unknown	8325 (48.3%)	19 (5.9%)

Total Hospitalized To Date

2,275

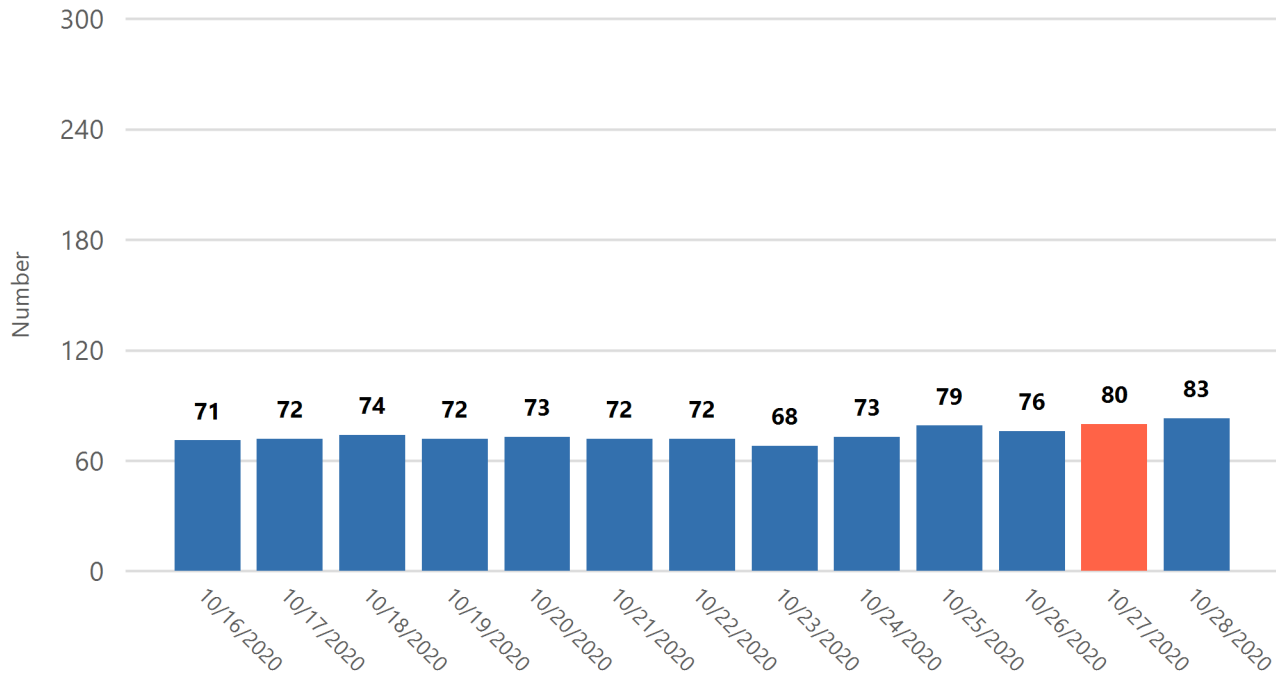
13 ↑

Currently Hospitalized

83

3 ↑

COVID-19 Patients Hospitalized Each Day in Mobile County Hospitals



Red bar indicates 1 or more hospitals in Mobile County did not report the number of hospitalized patients by 1:00 PM or did not submit the numbers at all that day for their facility. The indicator used above the chart (Currently Hospitalized) uses the value the hospital last submitted to get a more accurate number of currently hospitalized patients.

Data Source: Alabama Incident Management System
Updated Daily After 1 p.m.
Includes Patients Who Reside in Other Jurisdictions