

COVID-19
18,943
 138 ↑



Died
356
 12 ↑

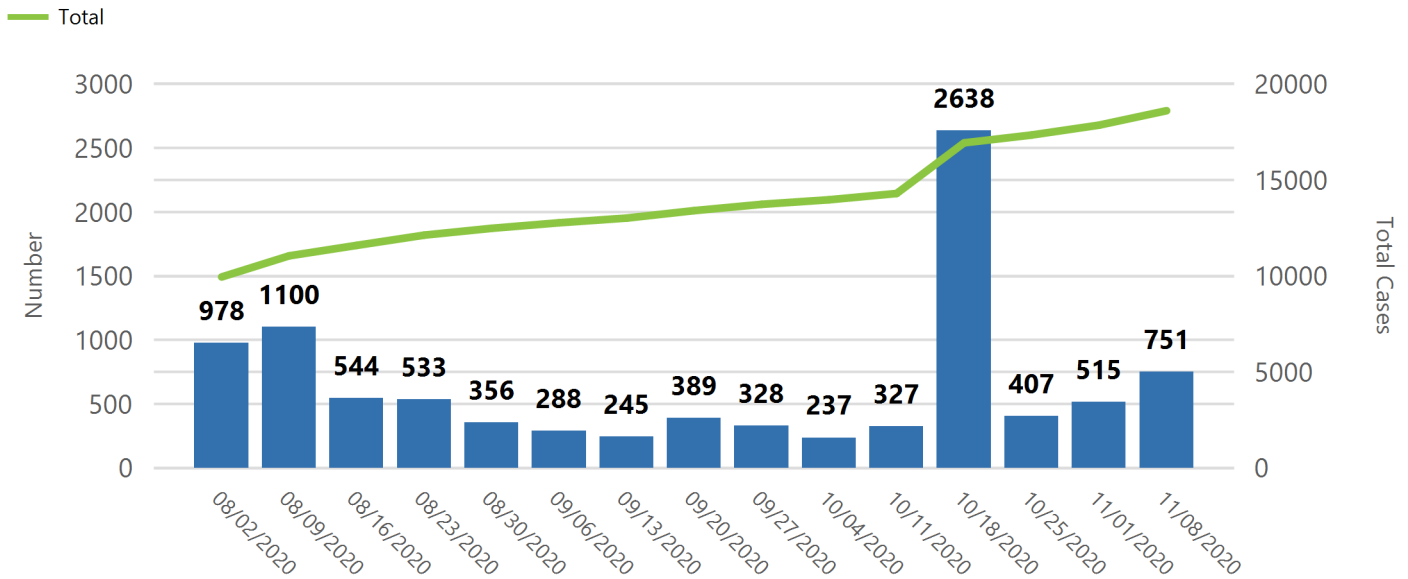
Hospitalized
2,478
 15 ↑

CHARACTERISTICS OF COVID-19 PATIENTS
MOBILE COUNTY, ALABAMA

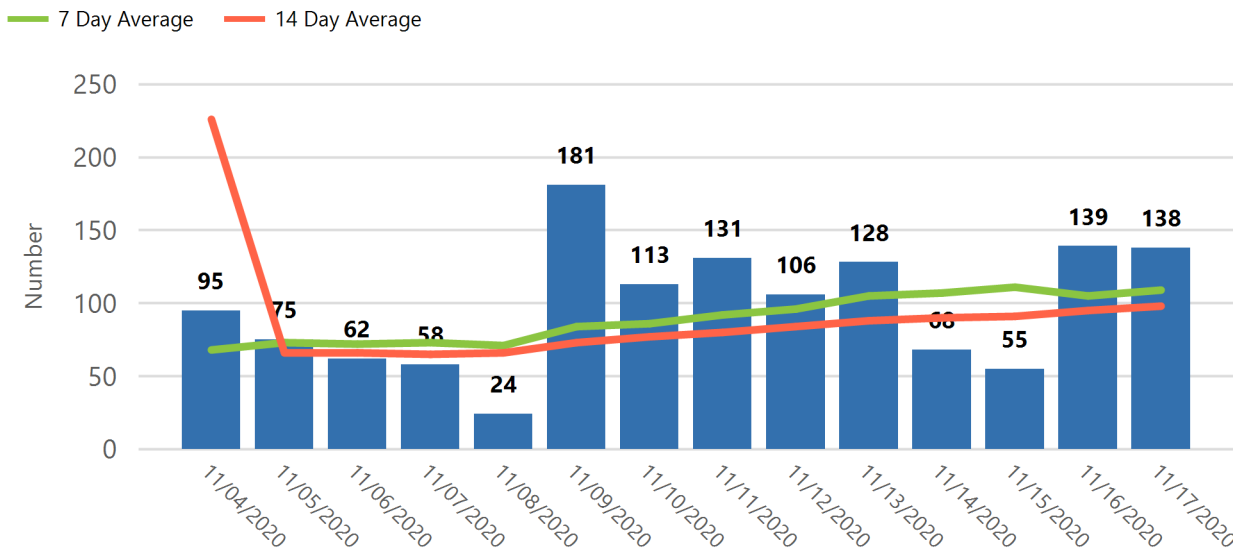
Presumed Recovered*
N/A

November 18, 2020

COVID-19 By Week of Report Date

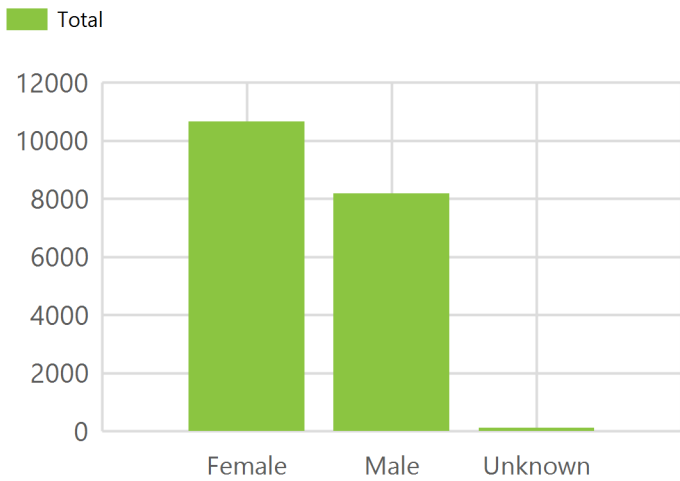


COVID-19 Reported In the Last 14 Days With 7-Day and 14-Day Moving Average



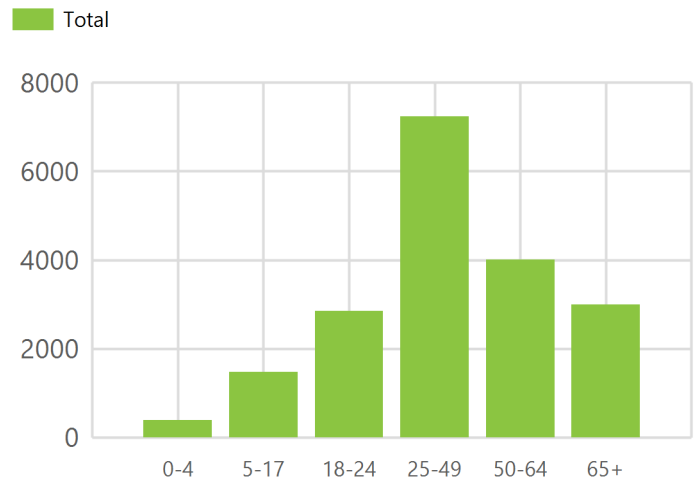
*Cases are presumed recovered if it has been 14 days or more since the case tested positive if they were not hospitalized, or if it has been 32 days or more since the case tested positive if they were hospitalized or if hospitalization was unknown. All deaths excluded.

COVID-19 By Sex



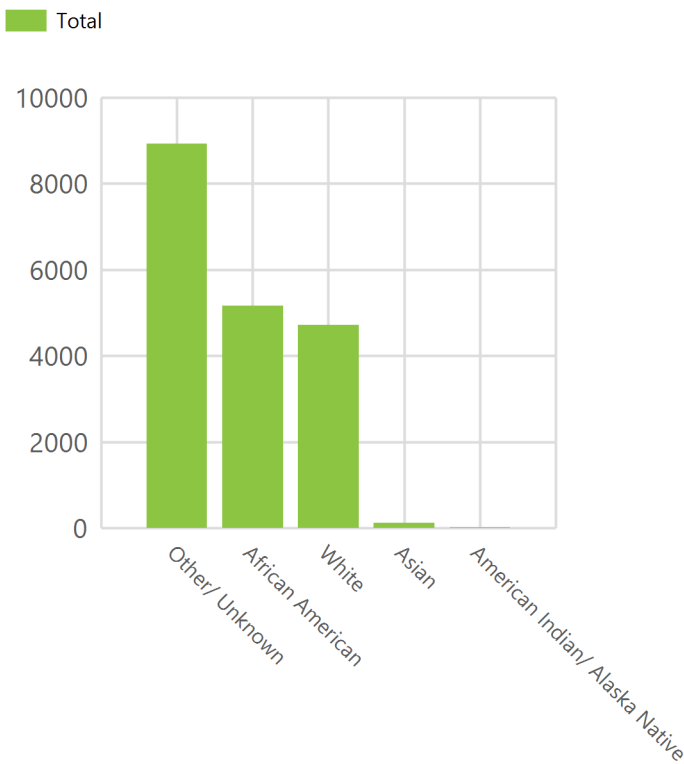
Sex	Cases	Died
Female	10658 (56.3%)	178 (50.0%)
Male	8171 (43.1%)	178 (50.0%)
Unknown	114 (0.6%)	0 (0.0%)

COVID-19 By Age Group



Age Group	Cases	Died
0-4	390 (2.1%)	1 (0.3%)
5-17	1471 (7.8%)	0 (0.0%)
18-24	2848 (15.0%)	1 (0.3%)
25-49	7241 (38.2%)	18 (5.1%)
50-64	4005 (21.1%)	70 (19.7%)
65+	2988 (15.8%)	266 (74.7%)

COVID-19 By Race



Race	Cases	Died
African American	5160 (27.2%)	175 (49.2%)
American Indian/Alaska Native	15 (0.1%)	0 (0.0%)
Asian	121 (0.6%)	5 (1.4%)
White	4718 (24.9%)	155 (43.5%)
Other/Unknown	8929 (47.1%)	21 (5.9%)

Total Hospitalized To Date

2,478

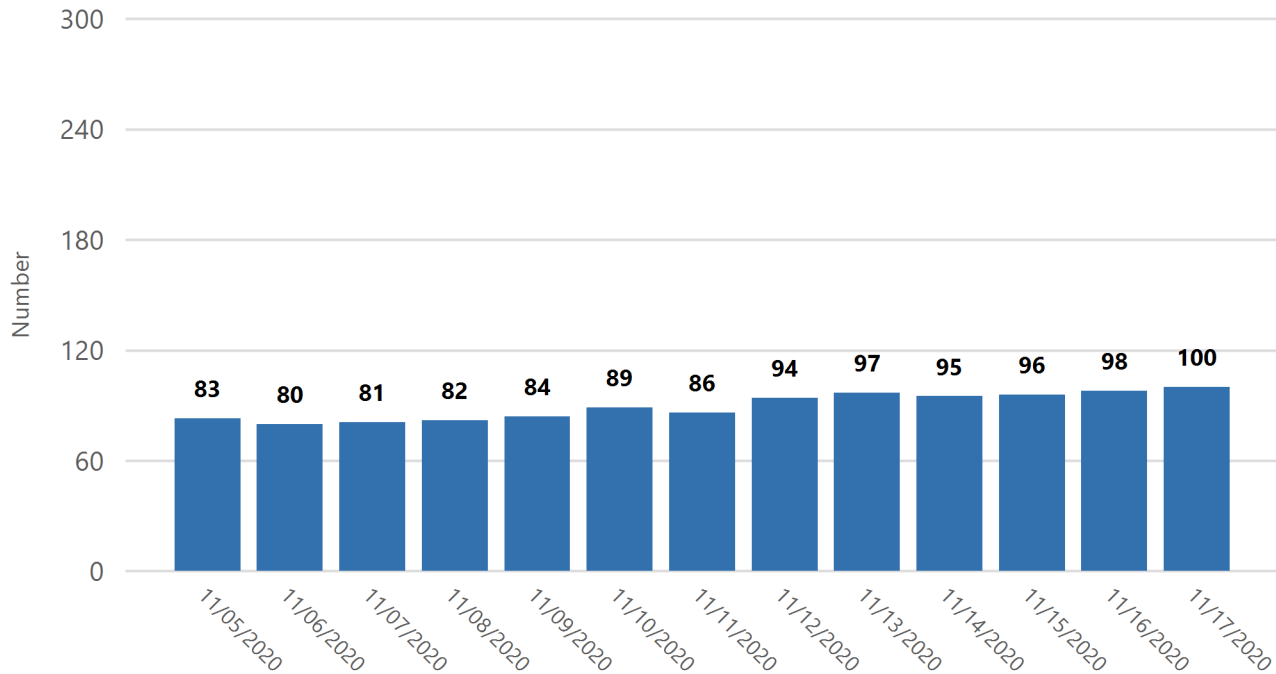
15 ↑

Currently Hospitalized

100

2 ↑

COVID-19 Patients Hospitalized Each Day in Mobile County Hospitals



Red bar indicates 1 or more hospitals in Mobile County did not report the number of hospitalized patients by 1:00 PM or did not submit the numbers at all that day for their facility. The indicator used above the chart (Currently Hospitalized) uses the value the hospital last submitted to get a more accurate number of currently hospitalized patients.

Data Source: Alabama Incident Management System
Updated Daily After 1 p.m.
Includes Patients Who Reside in Other Jurisdictions