

COVID-19
19,195
136 ↑



Died
359
1 ↑

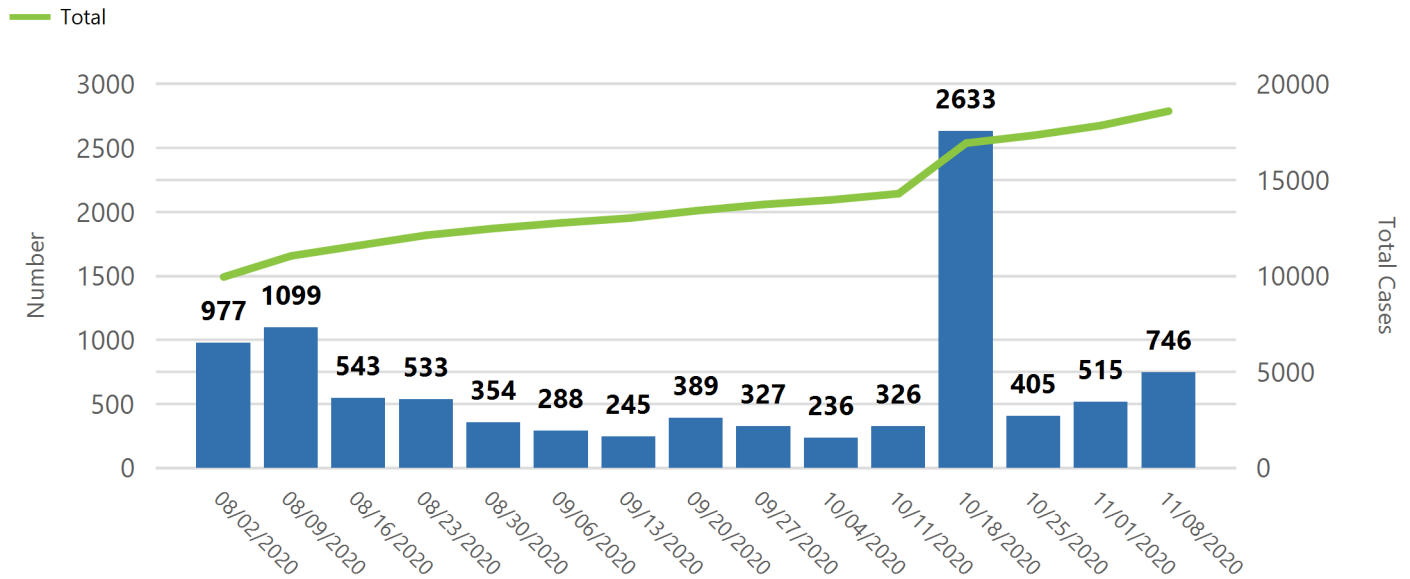
Hospitalized
2,494
10 ↑

CHARACTERISTICS OF COVID-19 PATIENTS
MOBILE COUNTY, ALABAMA

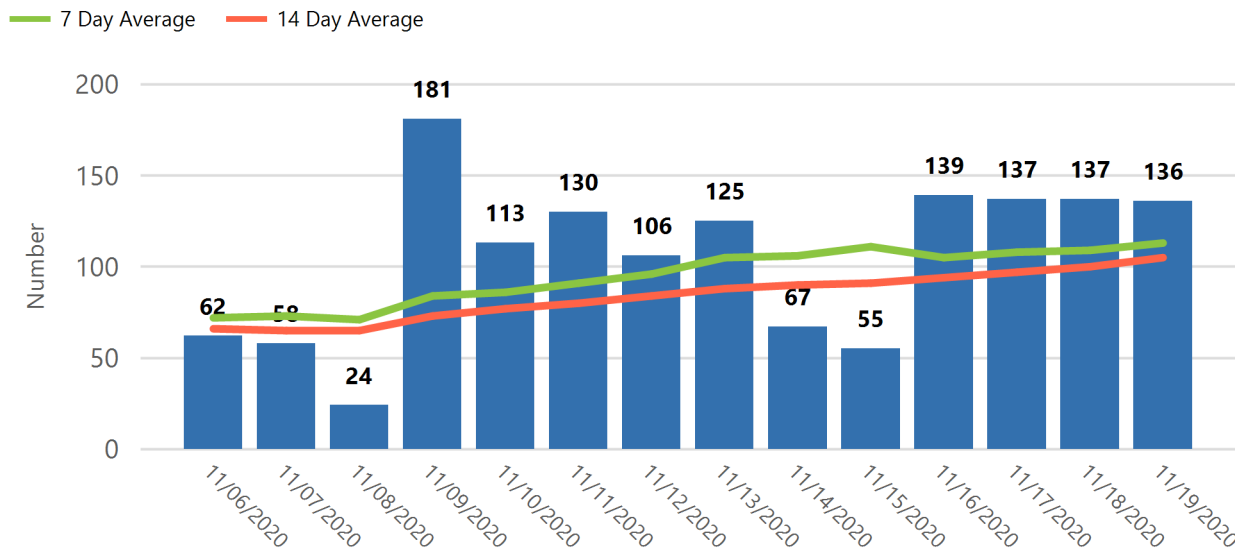
Presumed Recovered*
N/A

November 20, 2020

COVID-19 By Week of Report Date

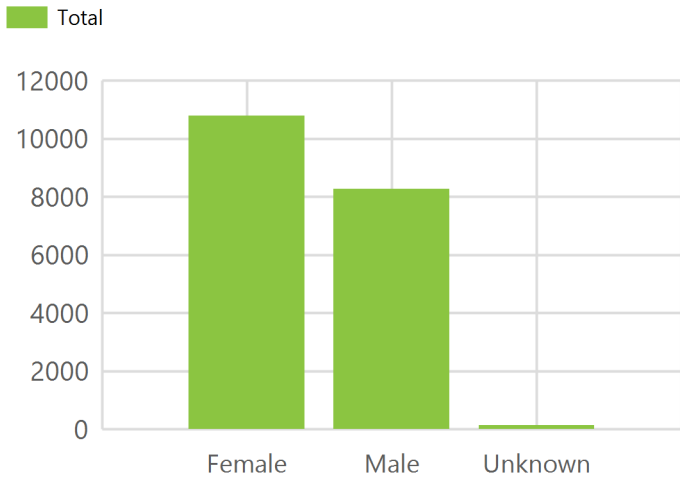


COVID-19 Reported In the Last 14 Days With 7-Day and 14-Day Moving Average



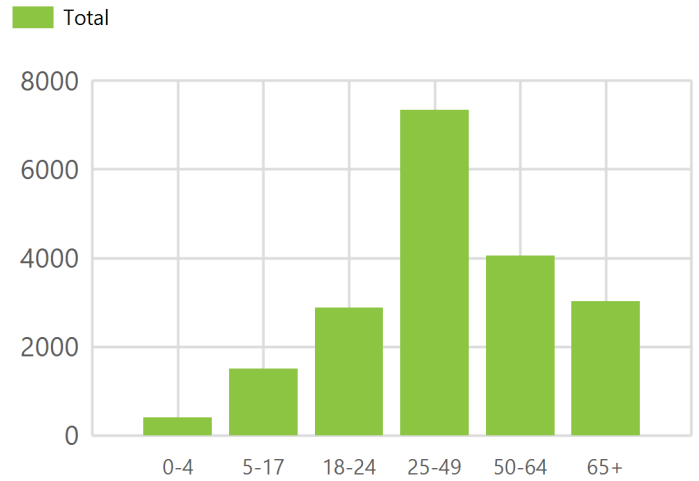
*Cases are presumed recovered if it has been 14 days or more since the case tested positive if they were not hospitalized, or if it has been 32 days or more since the case tested positive if they were hospitalized or if hospitalization was unknown. All deaths excluded.

COVID-19 By Sex



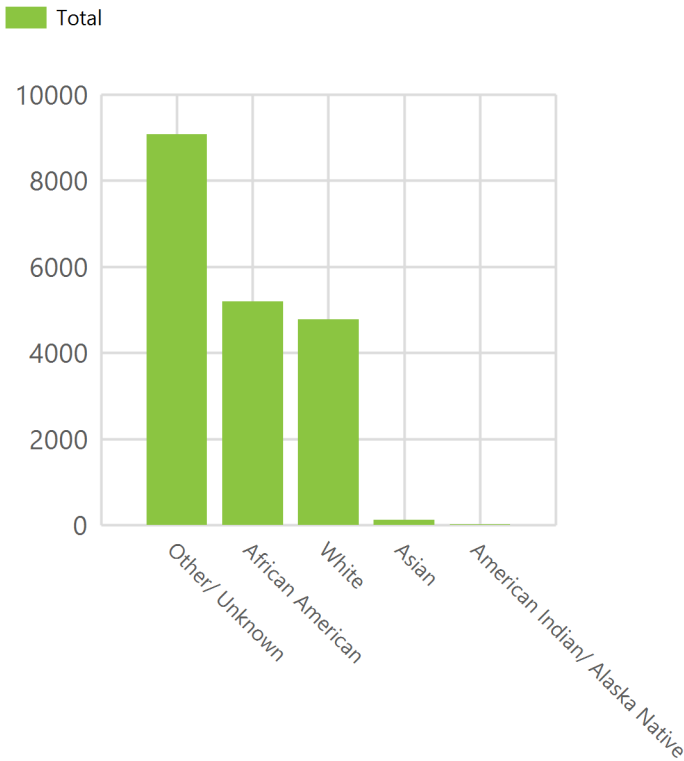
Sex	Cases	Died
Female	10785 (56.2%)	180 (50.1%)
Male	8271 (43.1%)	179 (49.9%)
Unknown	139 (0.7%)	0 (0.0%)

COVID-19 By Age Group



Age Group	Cases	Died
0-4	398 (2.1%)	1 (0.3%)
5-17	1506 (7.8%)	0 (0.0%)
18-24	2876 (15.0%)	1 (0.3%)
25-49	7344 (38.3%)	18 (5.0%)
50-64	4048 (21.1%)	70 (19.5%)
65+	3023 (15.7%)	269 (74.9%)

COVID-19 By Race



Race	Cases	Died
African American	5194 (27.1%)	174 (48.5%)
American Indian/Alaska Native	15 (0.1%)	0 (0.0%)
Asian	121 (0.6%)	5 (1.4%)
White	4782 (24.9%)	159 (44.3%)
Other/Unknown	9083 (47.3%)	21 (5.8%)

Total Hospitalized To Date

2,494

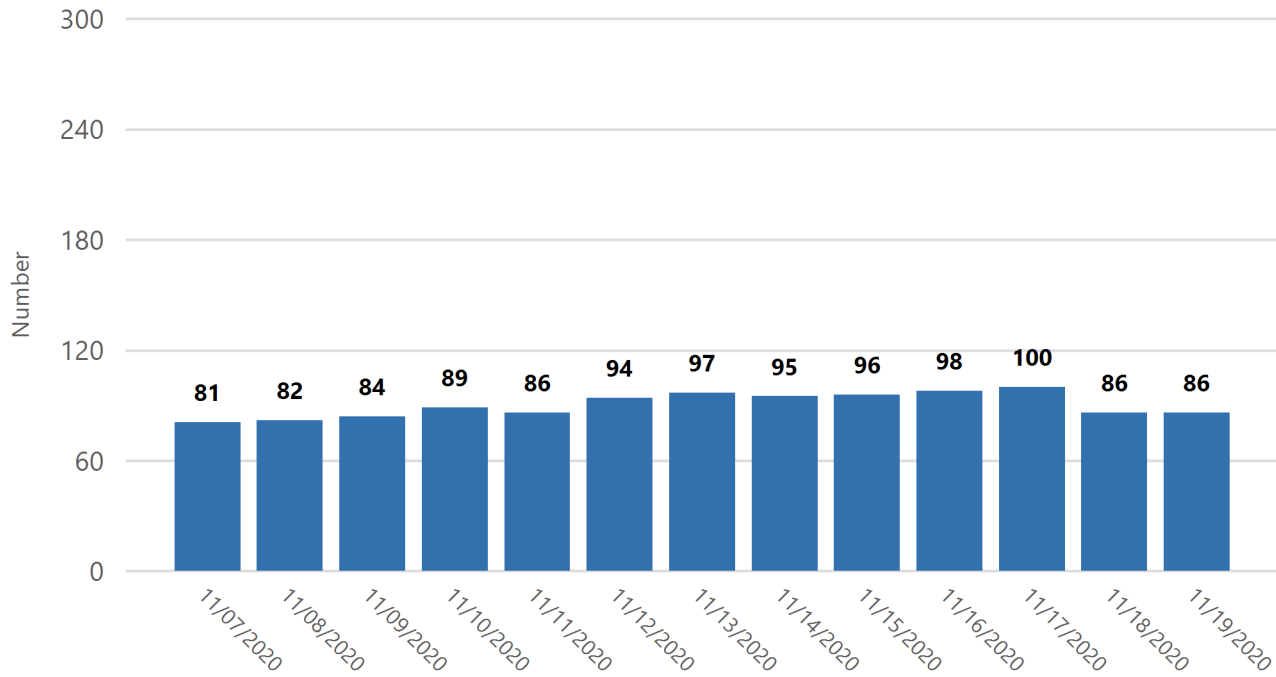
10 ↑

Currently Hospitalized

86

0 ↓

COVID-19 Patients Hospitalized Each Day in Mobile County Hospitals



Red bar indicates 1 or more hospitals in Mobile County did not report the number of hospitalized patients by 1:00 PM or did not submit the numbers at all that day for their facility. The indicator used above the chart (Currently Hospitalized) uses the value the hospital last submitted to get a more accurate number of currently hospitalized patients.

Data Source: Alabama Incident Management System
Updated Daily After 1 p.m.
Includes Patients Who Reside in Other Jurisdictions