

COVID-19
29,145
 220 ↑



Died
536
 5 ↑

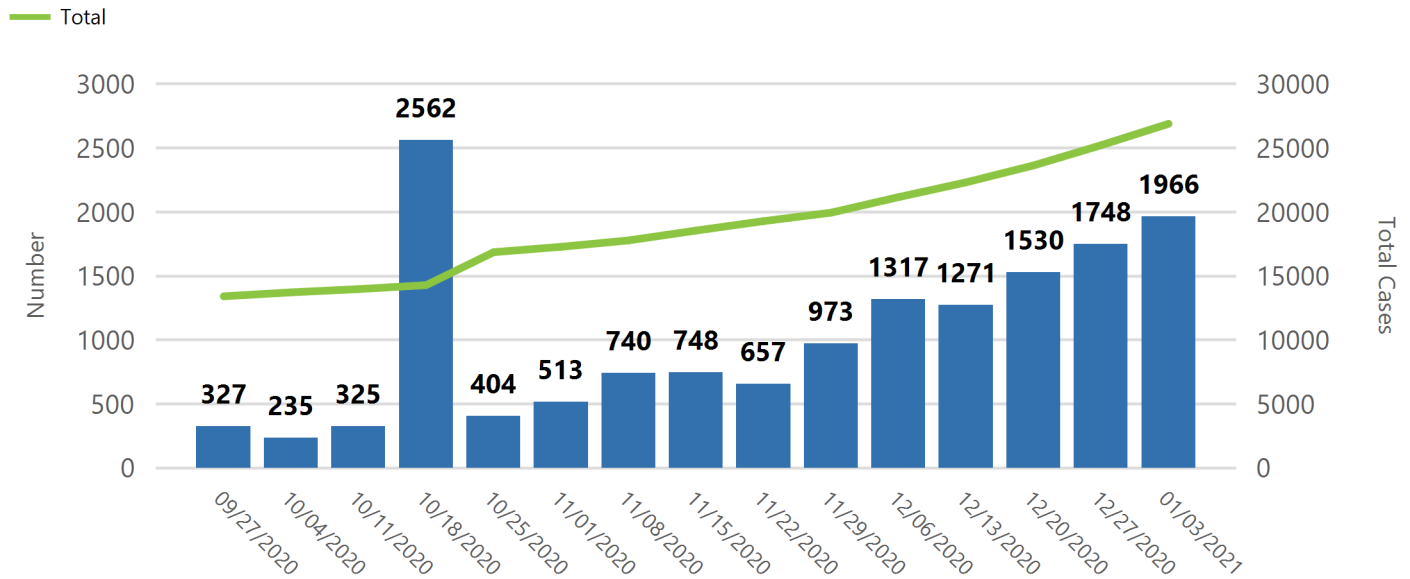
Hospitalized
3,613
 23 ↑

CHARACTERISTICS OF COVID-19 PATIENTS
MOBILE COUNTY, ALABAMA

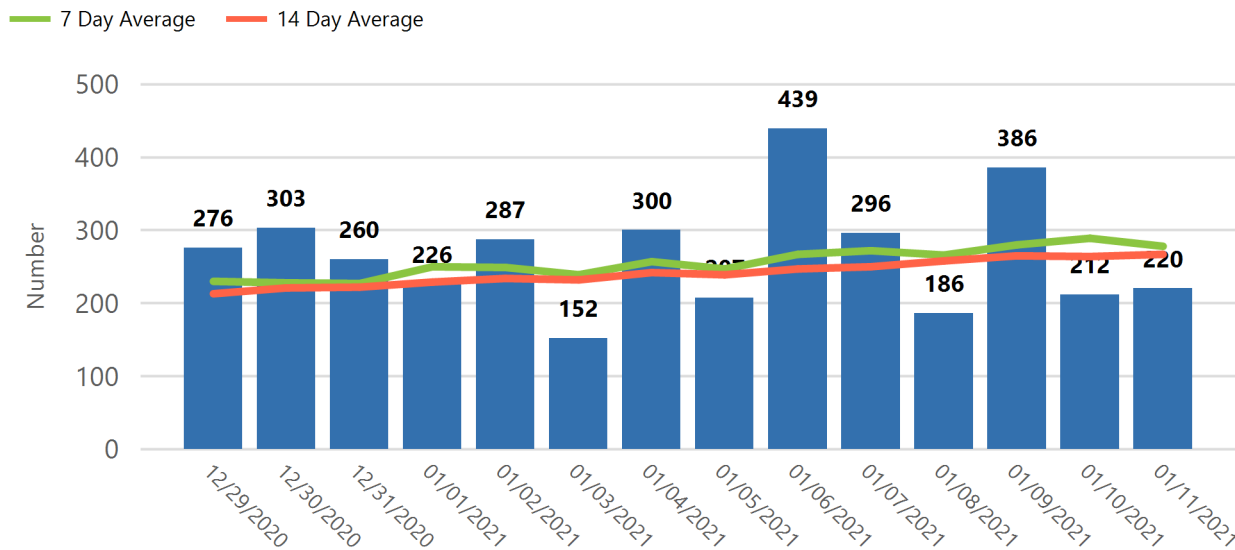
Presumed Recovered*
N/A

January 12, 2021

COVID-19 By Week of Report Date

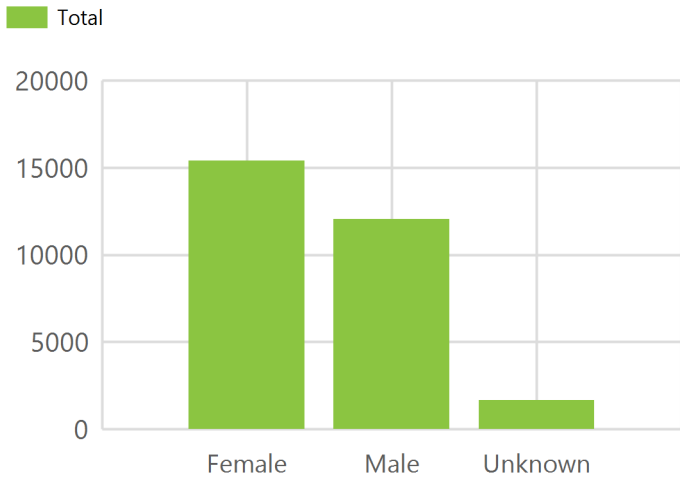


COVID-19 Reported In the Last 14 Days With 7-Day and 14-Day Moving Average



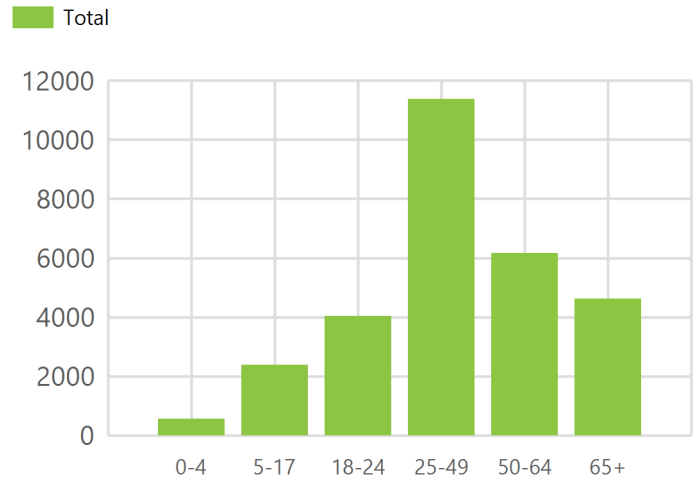
*Cases are presumed recovered if it has been 14 days or more since the case tested positive if they were not hospitalized, or if it has been 32 days or more since the case tested positive if they were hospitalized or if hospitalization was unknown. All deaths excluded.

COVID-19 By Sex



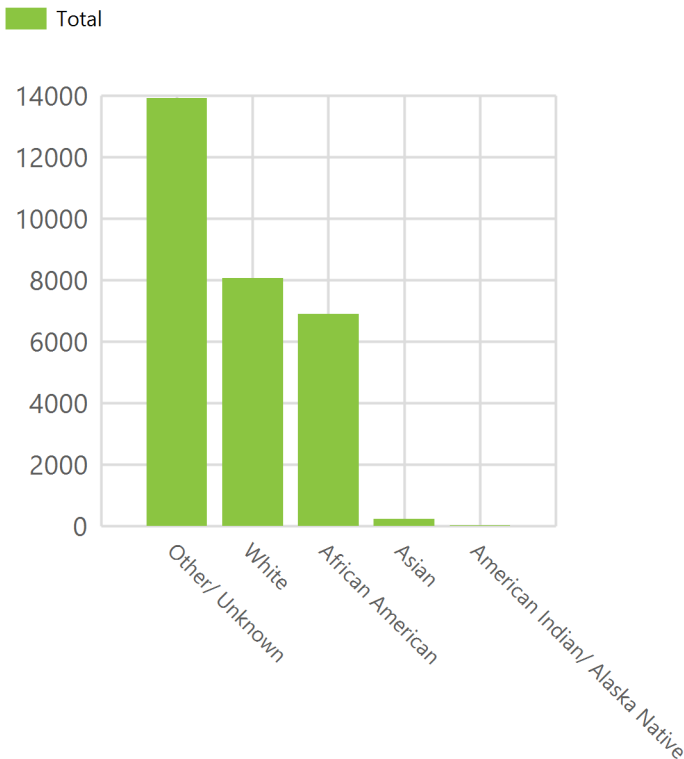
Sex	Cases	Died
Female	15419 (52.9%)	276 (51.5%)
Male	12048 (41.3%)	260 (48.5%)
Unknown	1678 (5.8%)	0 (0.0%)

COVID-19 By Age Group



Age Group	Cases	Died
0-4	566 (1.9%)	3 (0.6%)
5-17	2377 (8.2%)	0 (0.0%)
18-24	4037 (13.9%)	1 (0.2%)
25-49	11382 (39.1%)	31 (5.8%)
50-64	6168 (21.2%)	97 (18.1%)
65+	4615 (15.8%)	404 (75.4%)

COVID-19 By Race



Race	Cases	Died
African American	6906 (23.7%)	233 (43.5%)
American Indian/Alaska Native	19 (0.1%)	0 (0.0%)
Asian	238 (0.8%)	5 (0.9%)
White	8062 (27.7%)	245 (45.7%)
Other/Unknown	13920 (47.8%)	53 (9.9%)

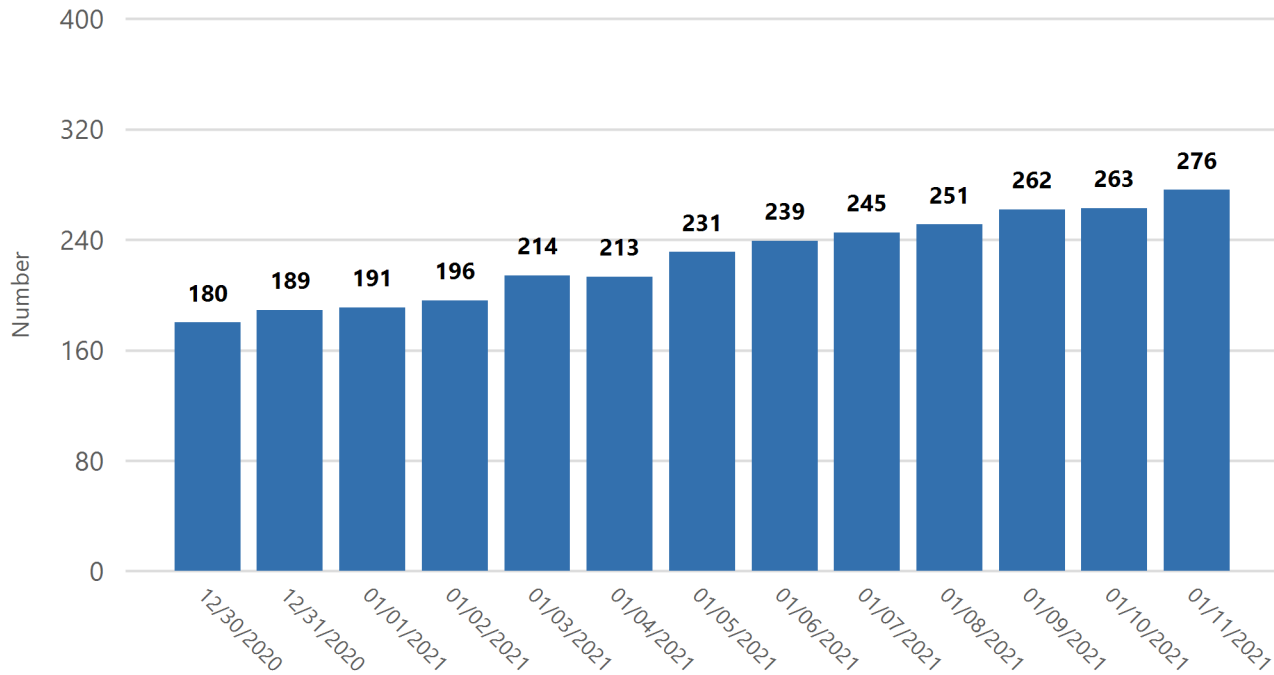
Total Hospitalized To Date

3,613
23 ↑

Currently Hospitalized

276
13 ↑

COVID-19 Patients Hospitalized Each Day in Mobile County Hospitals



Red bar indicates 1 or more hospitals in Mobile County did not report the number of hospitalized patients by 1:00 PM or did not submit the numbers at all that day for their facility. The indicator used above the chart (Currently Hospitalized) uses the value the hospital last submitted to get a more accurate number of currently hospitalized patients.

Data Source: Alabama Incident Management System
Updated Daily After 1 p.m.
Includes Patients Who Reside in Other Jurisdictions