

COVID-19
29,720
 265 ↑



Died
540
 1 ↑

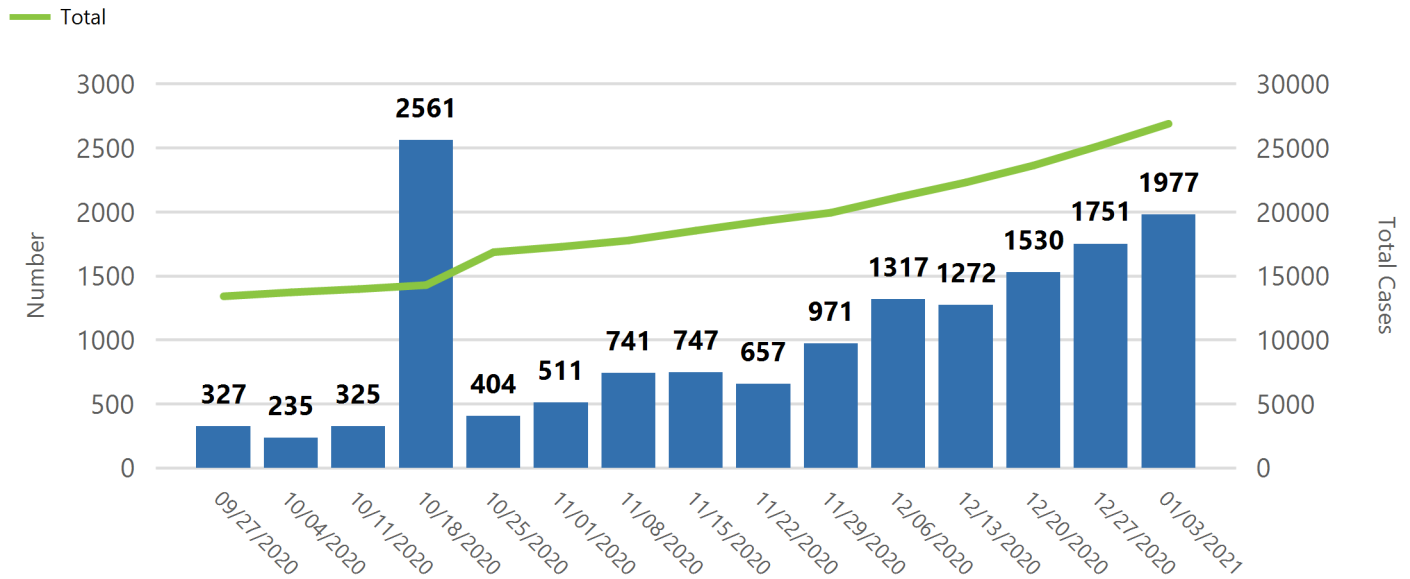
Hospitalized
3,698
 32 ↑

CHARACTERISTICS OF COVID-19 PATIENTS
MOBILE COUNTY, ALABAMA

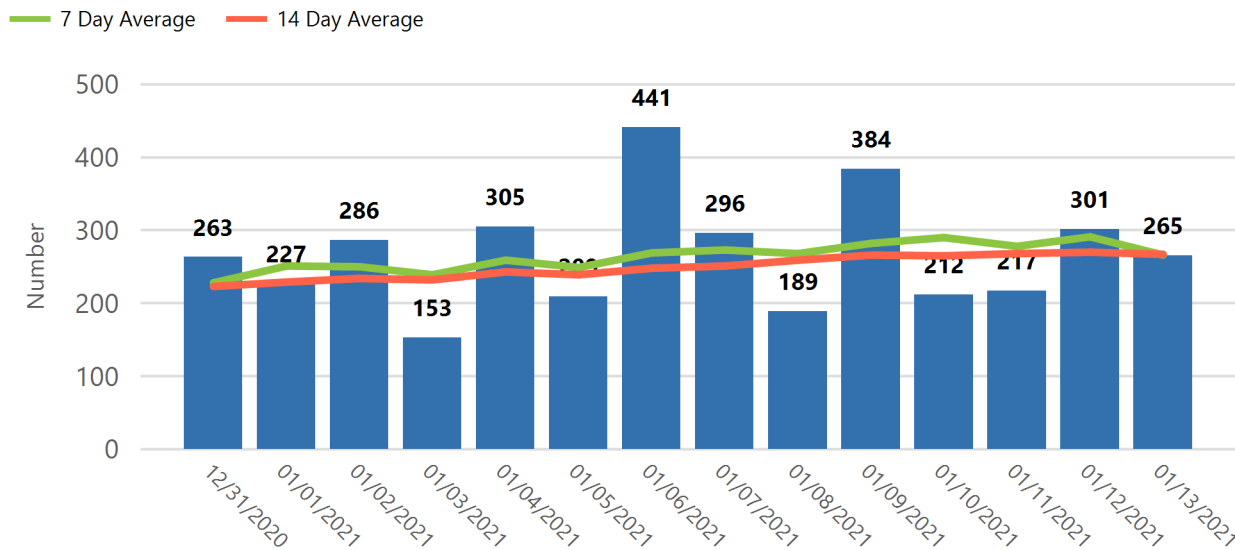
Presumed Recovered*
N/A

January 14, 2021

COVID-19 By Week of Report Date

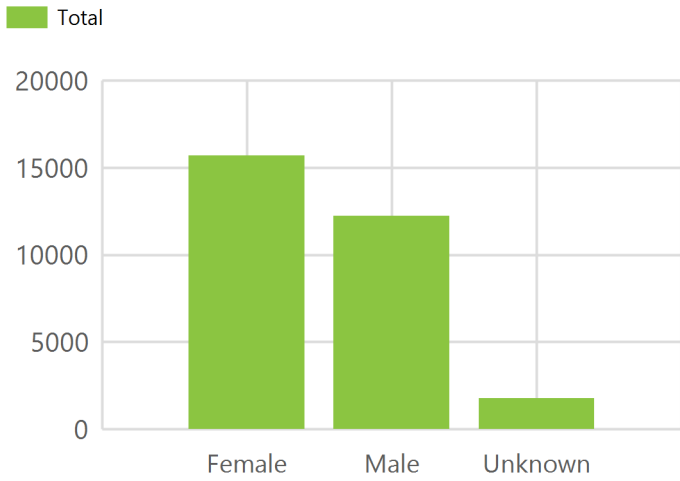


COVID-19 Reported In the Last 14 Days With 7-Day and 14-Day Moving Average



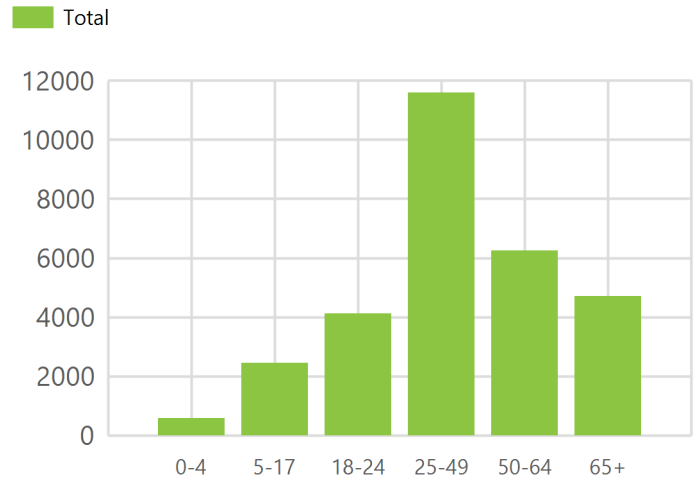
*Cases are presumed recovered if it has been 14 days or more since the case tested positive if they were not hospitalized, or if it has been 32 days or more since the case tested positive if they were hospitalized or if hospitalization was unknown. All deaths excluded.

COVID-19 By Sex



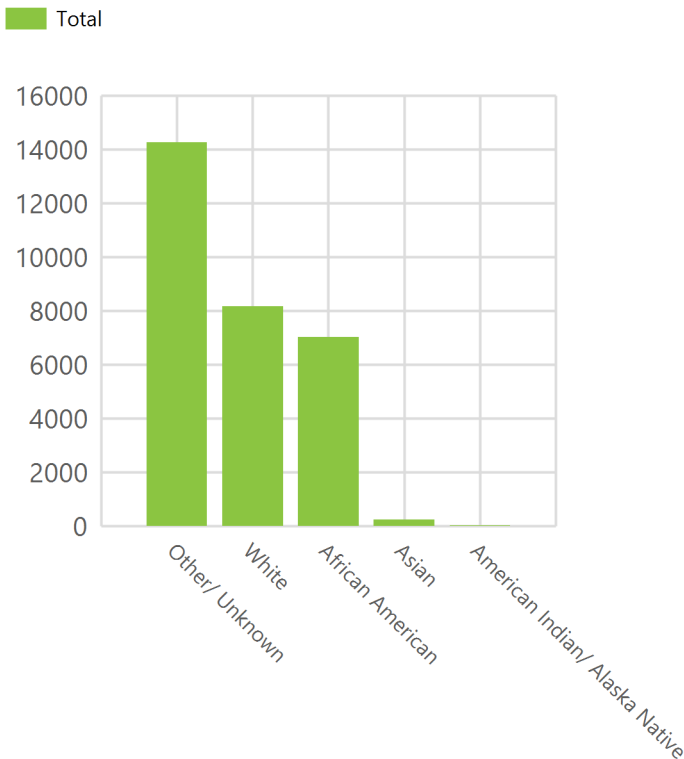
Sex	Cases	Died
Female	15683 (52.8%)	277 (51.3%)
Male	12252 (41.2%)	263 (48.7%)
Unknown	1785 (6.0%)	0 (0.0%)

COVID-19 By Age Group



Age Group	Cases	Died
0-4	589 (2.0%)	2 (0.4%)
5-17	2441 (8.2%)	0 (0.0%)
18-24	4123 (13.9%)	1 (0.2%)
25-49	11598 (39.0%)	30 (5.6%)
50-64	6259 (21.1%)	98 (18.1%)
65+	4710 (15.8%)	409 (75.7%)

COVID-19 By Race



Race	Cases	Died
African American	7022 (23.6%)	233 (43.1%)
American Indian/Alaska Native	20 (0.1%)	0 (0.0%)
Asian	245 (0.8%)	5 (0.9%)
White	8177 (27.5%)	249 (46.1%)
Other/Unknown	14256 (48.0%)	53 (9.8%)

Total Hospitalized To Date

3,698

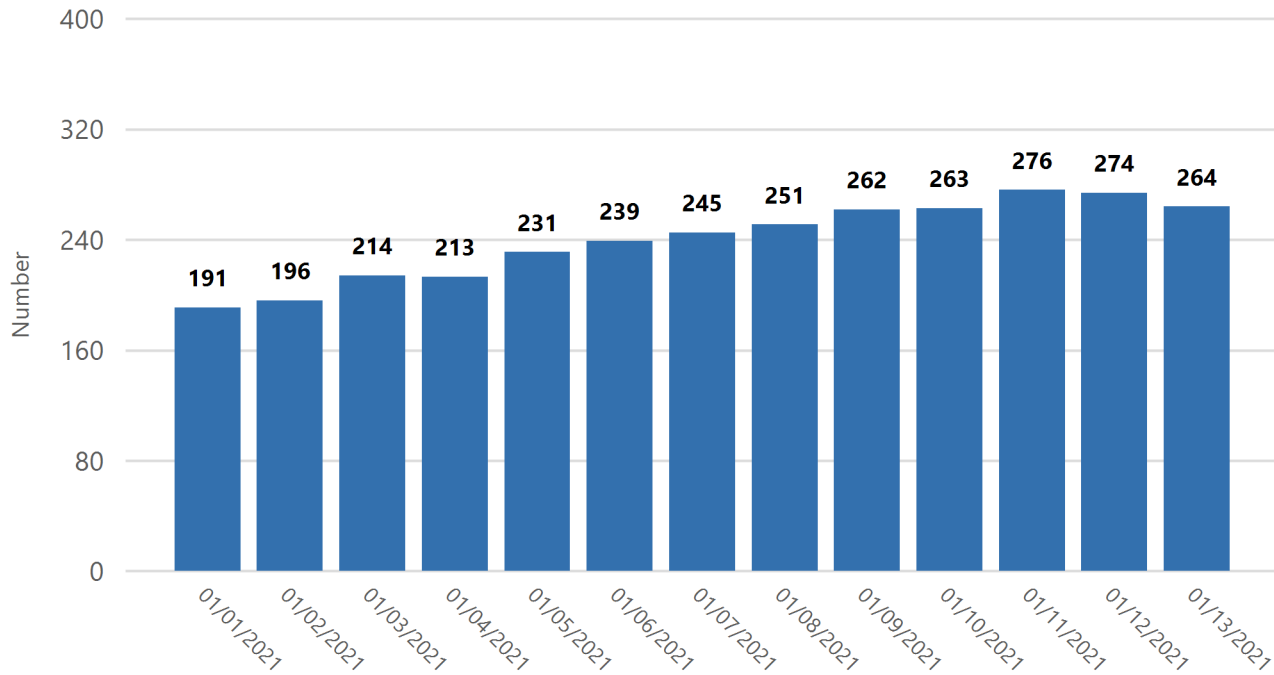
32 ↑

Currently Hospitalized

264

-10 ↓

COVID-19 Patients Hospitalized Each Day in Mobile County Hospitals



Red bar indicates 1 or more hospitals in Mobile County did not report the number of hospitalized patients by 1:00 PM or did not submit the numbers at all that day for their facility. The indicator used above the chart (Currently Hospitalized) uses the value the hospital last submitted to get a more accurate number of currently hospitalized patients.

Data Source: Alabama Incident Management System
Updated Daily After 1 p.m.
Includes Patients Who Reside in Other Jurisdictions