

COVID-19
10895
72 ↑



Died
229
3 ↑

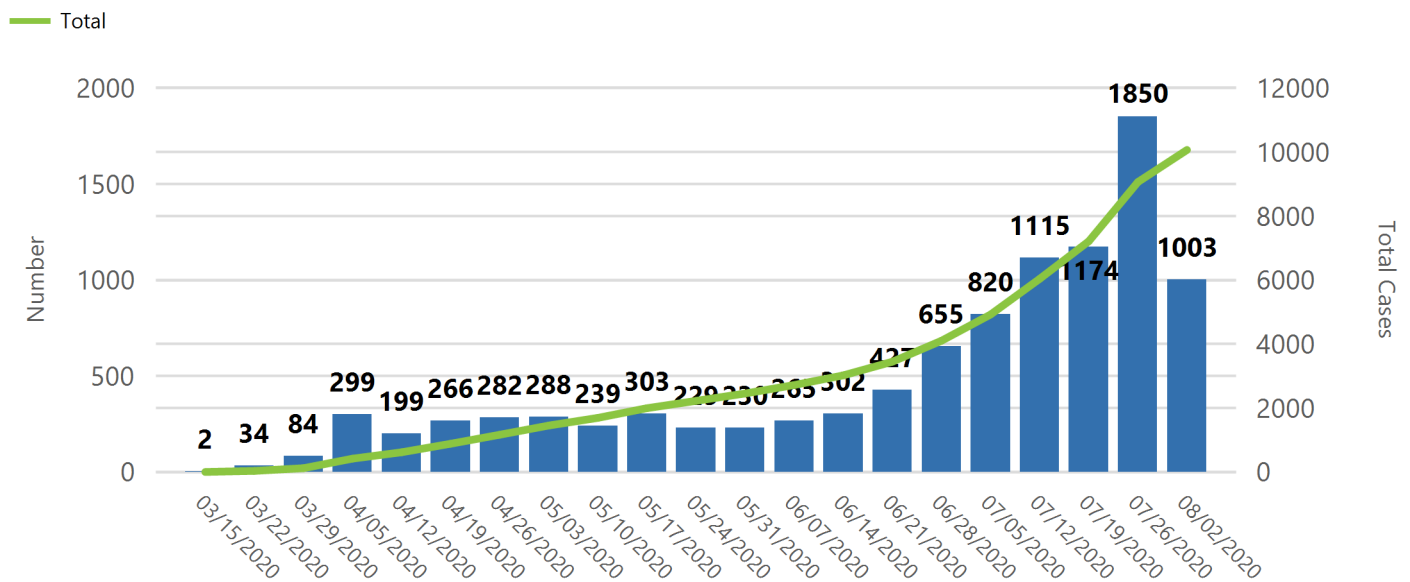
Hospitalized
1544
-13 ↑

CHARACTERISTICS OF COVID-19 PATIENTS
MOBILE COUNTY, ALABAMA

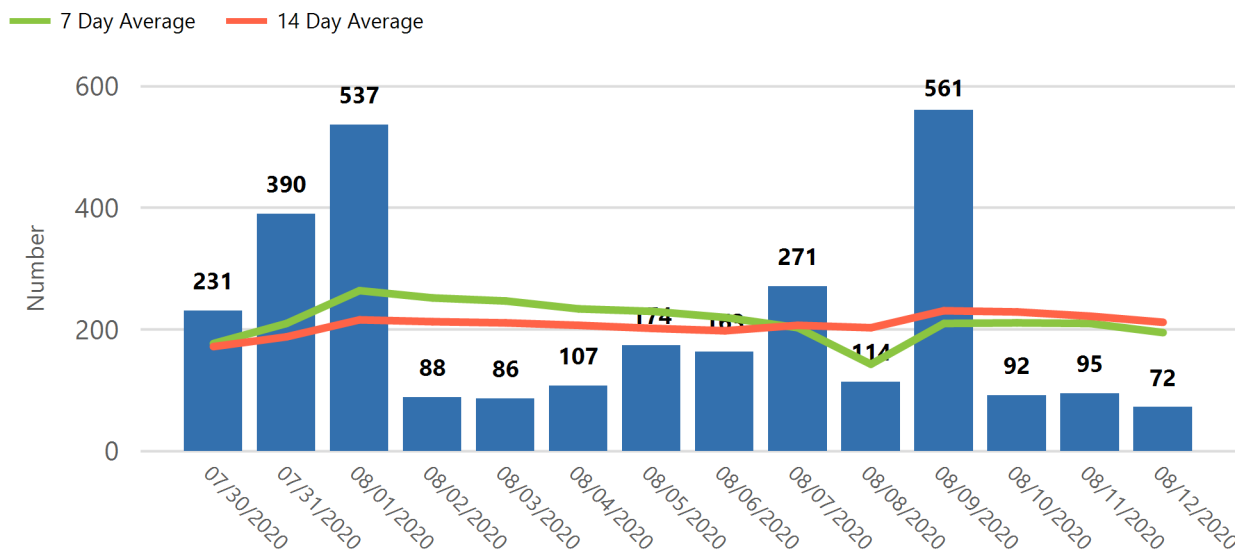
Presumed Recovered*
3983
36.6%

August 13, 2020

COVID-19 By Week of Report Date

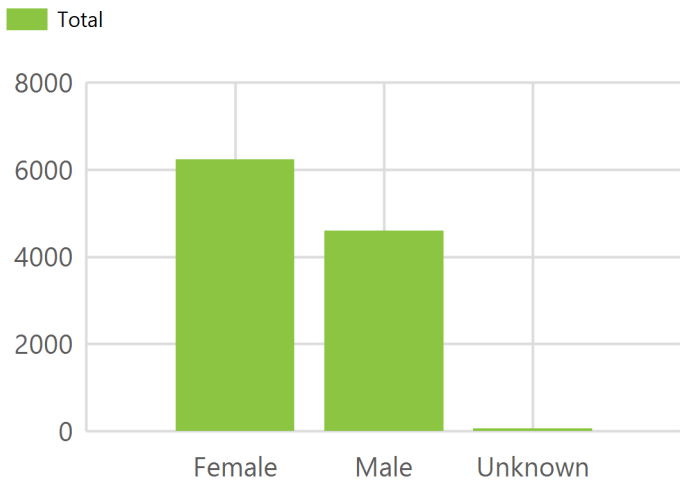


COVID-19 Reported In the Last 14 Days With 7-Day and 14-Day Moving Average



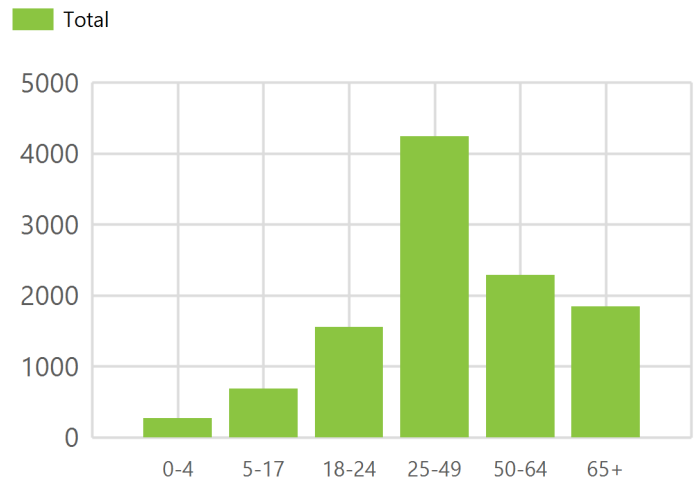
*Cases are presumed recovered if it has been 14 days or more since the case tested positive if they were not hospitalized, or if it has been 32 days or more since the case tested positive if they were hospitalized or if hospitalization was unknown. All deaths excluded.

COVID-19 By Sex



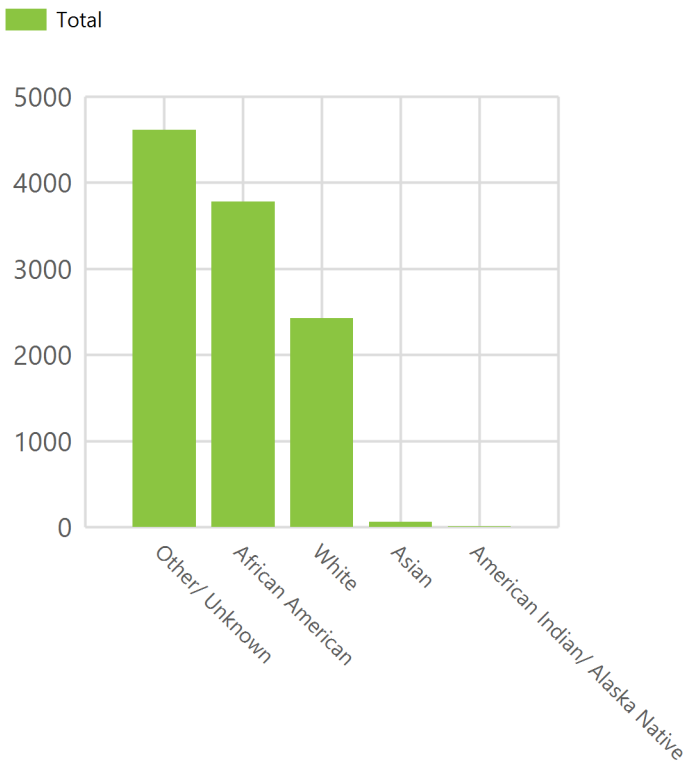
Sex	Cases	Died
Female	6238 (57.3%)	115 (50.2%)
Male	4597 (42.2%)	114 (49.8%)
Unknown	60 (0.6%)	0 (0.0%)

COVID-19 By Age Group



Age Group	Cases	Died
0-4	272 (2.5%)	0 (0.0%)
5-17	690 (6.3%)	0 (0.0%)
18-24	1555 (14.3%)	1 (0.4%)
25-49	4247 (39.0%)	7 (3.1%)
50-64	2290 (21.0%)	46 (20.1%)
65+	1841 (16.9%)	175 (76.4%)

COVID-19 By Race



Race	Cases	Died
African American	3783 (34.7%)	117 (51.1%)
American Indian/Alaska Native	11 (0.1%)	0 (0.0%)
Asian	63 (0.6%)	1 (0.4%)
White	2424 (22.2%)	95 (41.5%)
Other/Unknown	4614 (42.3%)	16 (7.0%)

Total Hospitalized To Date

1544

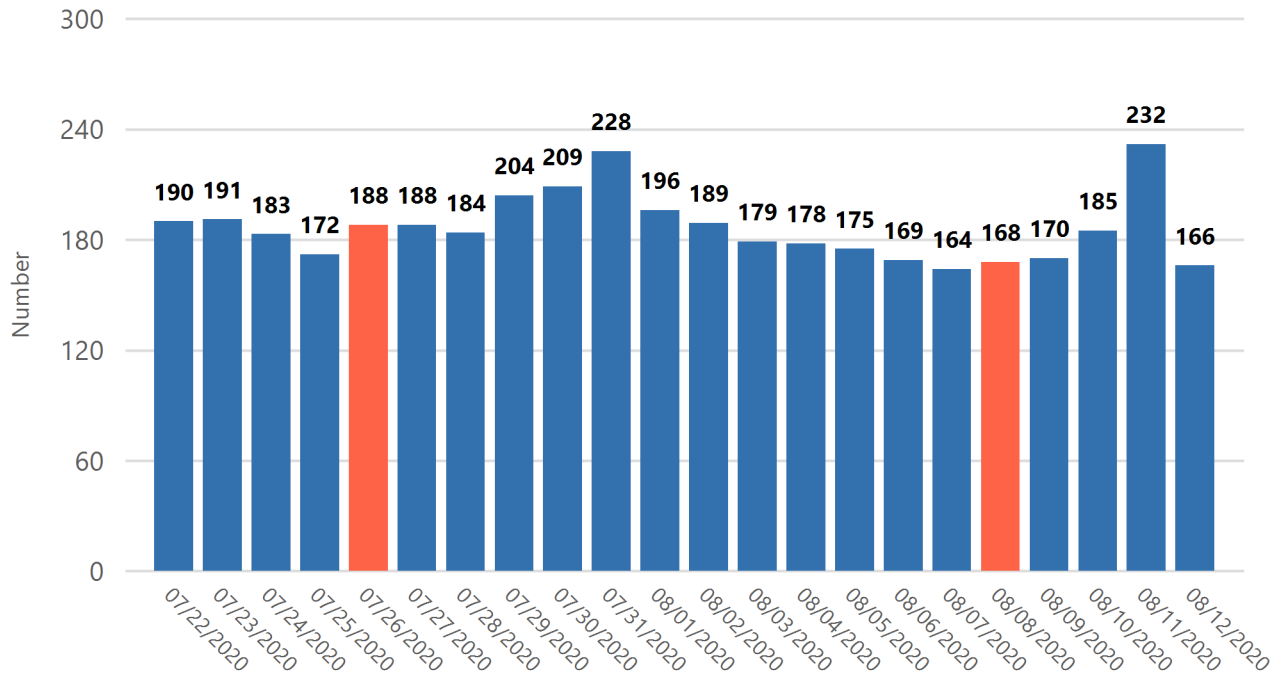
-13 ↑

Currently Hospitalized

166

-43 ↓

COVID-19 Patients Hospitalized each Day in Mobile County Hospitals



Red bar indicated 1 or more hospitals in Mobile County did not report the number of hospitalized patients by 1:00 PM or did not submit the numbers at all that day for their facility. The indicator used above the chart (Currently Hospitalized) uses the value the hospital last submitted to get a more accurate number of currently hospitalized patients.

Data Source: Alabama Incident Management System

Updated Daily After 1 p.m.

Includes Patients who Reside in Other Jurisdictions