

**COVID-19**  
**10989**  
89 ↑



**Died**  
**231**  
2 ↑

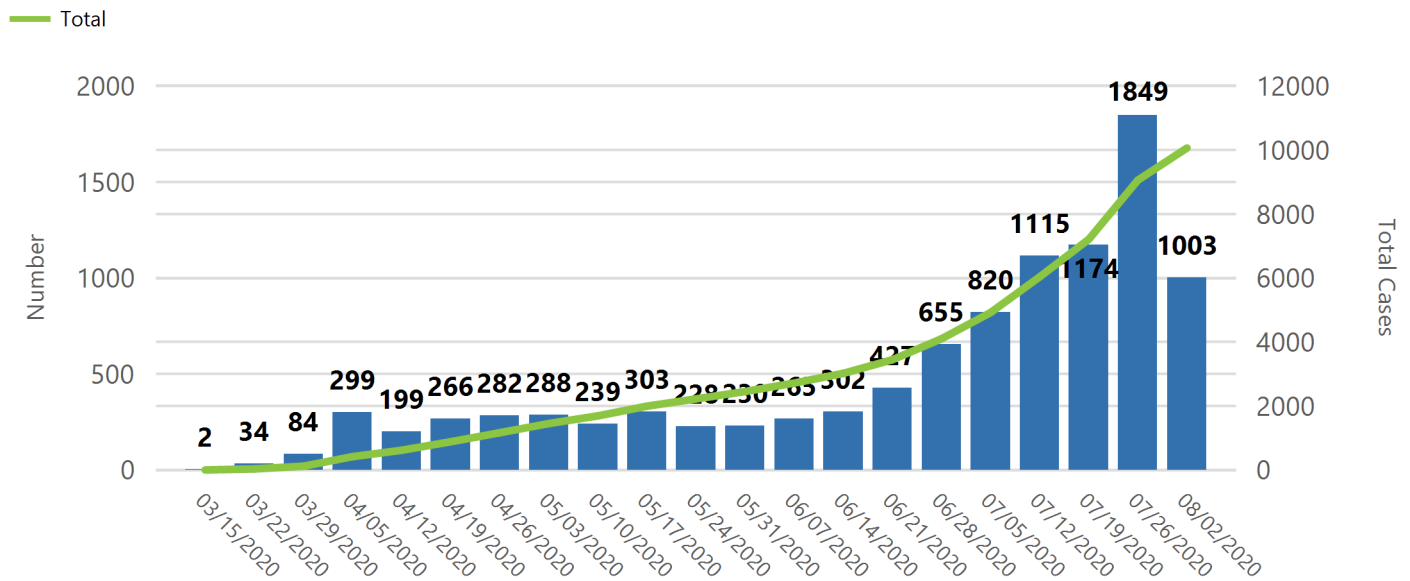
**Hospitalized**  
**1550**  
6 ↑

**CHARACTERISTICS OF COVID-19 PATIENTS**  
**MOBILE COUNTY, ALABAMA**

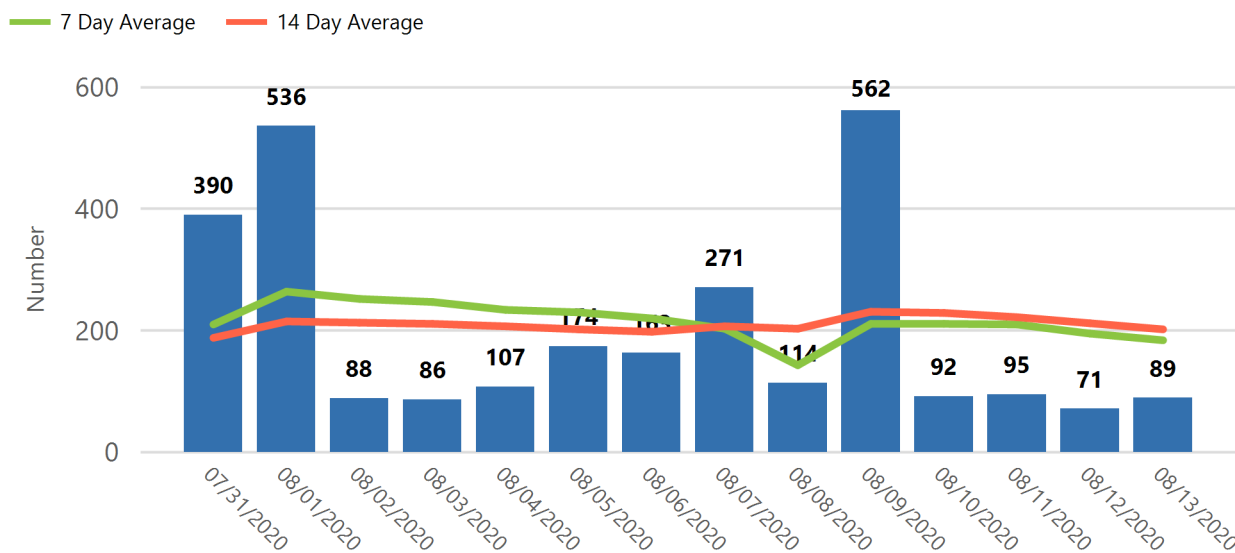
**Presumed Recovered\***  
**N/A**

**August 14, 2020**

COVID-19 By Week of Report Date

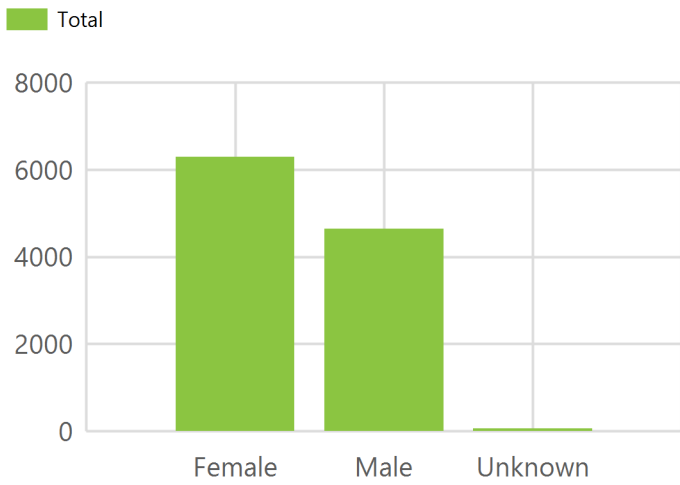


COVID-19 Reported In the Last 14 Days With 7-Day and 14-Day Moving Average



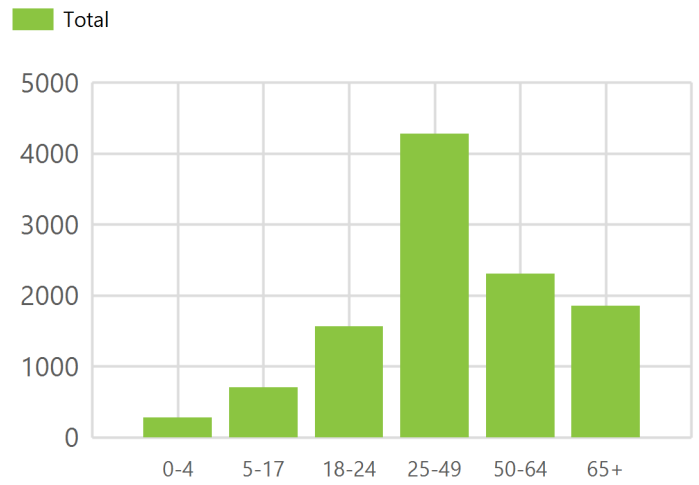
\*Cases are presumed recovered if it has been 14 days or more since the case tested positive if they were not hospitalized, or if it has been 32 days or more since the case tested positive if they were hospitalized or if hospitalization was unknown. All deaths excluded.

### COVID-19 By Sex



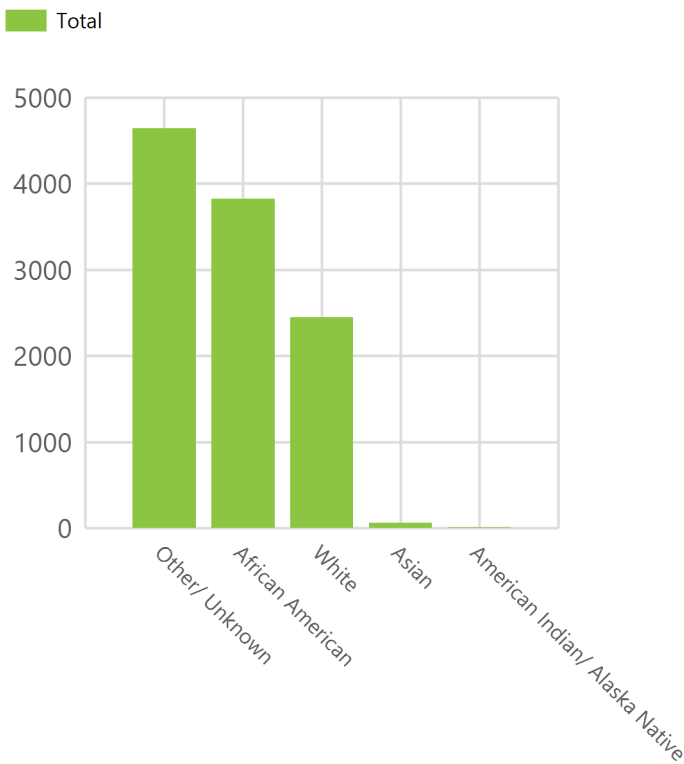
Sex	Cases	Died
Female	6292 (57.3%)	116 (50.2%)
Male	4637 (42.2%)	115 (49.8%)
Unknown	60 (0.5%)	0 (0.0%)

### COVID-19 By Age Group



Age Group	Cases	Died
0-4	277 (2.5%)	0 (0.0%)
5-17	705 (6.4%)	0 (0.0%)
18-24	1567 (14.3%)	1 (0.4%)
25-49	4277 (38.9%)	7 (3.0%)
50-64	2310 (21.0%)	47 (20.3%)
65+	1853 (16.9%)	176 (76.2%)

### COVID-19 By Race



Race	Cases	Died
African American	3824 (34.8%)	118 (51.1%)
American Indian/Alaska Native	11 (0.1%)	0 (0.0%)
Asian	63 (0.6%)	1 (0.4%)
White	2448 (22.3%)	96 (41.6%)
Other/Unknown	4643 (42.3%)	16 (6.9%)

## Total Hospitalized To Date

1550

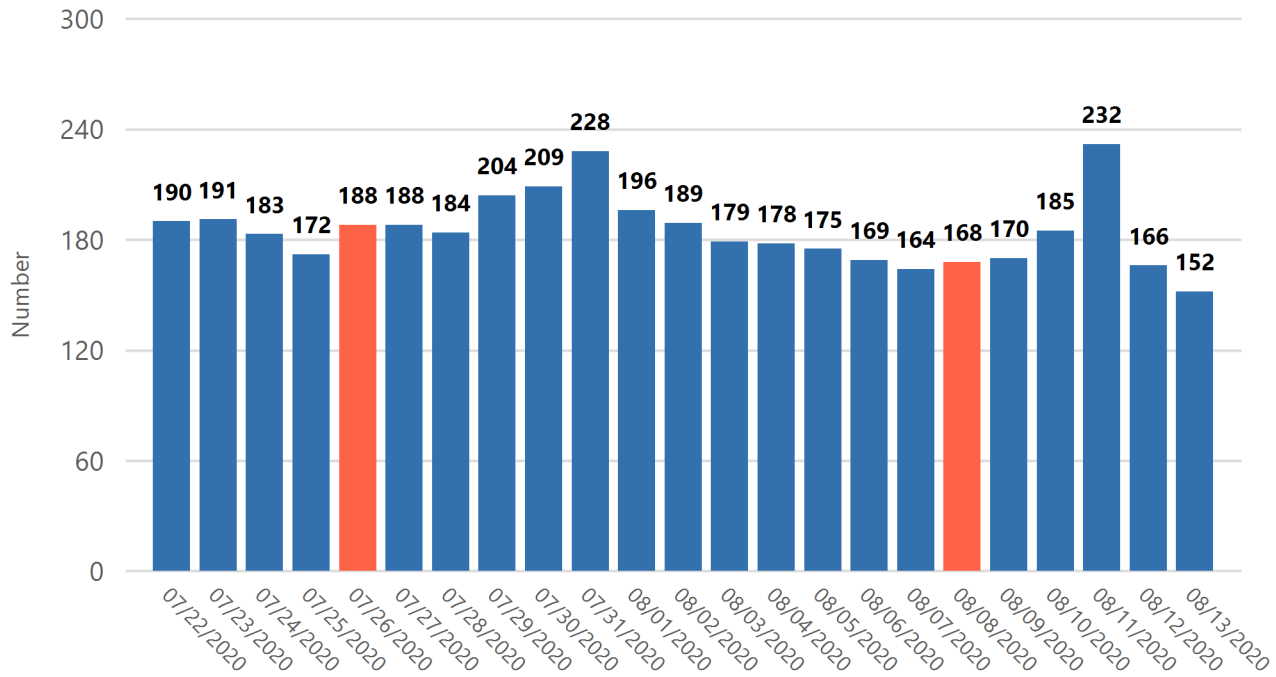
6 ↑

## Currently Hospitalized

152

-14 ↓

COVID-19 Patients Hospitalized Each Day in Mobile County Hospitals



Red bar indicated 1 or more hospitals in Mobile County did not report the number of hospitalized patients by 1:00 PM or did not submit the numbers at all that day for their facility. The indicator used above the chart (Currently Hospitalized) uses the value the hospital last submitted to get a more accurate number of currently hospitalized patients.

Data Source: Alabama Incident Management System  
Updated Daily After 1 p.m.  
Includes Patients who Reside in Other Jurisdictions