

COVID-19
39,220
4 ↑



Died
801
0 ↑

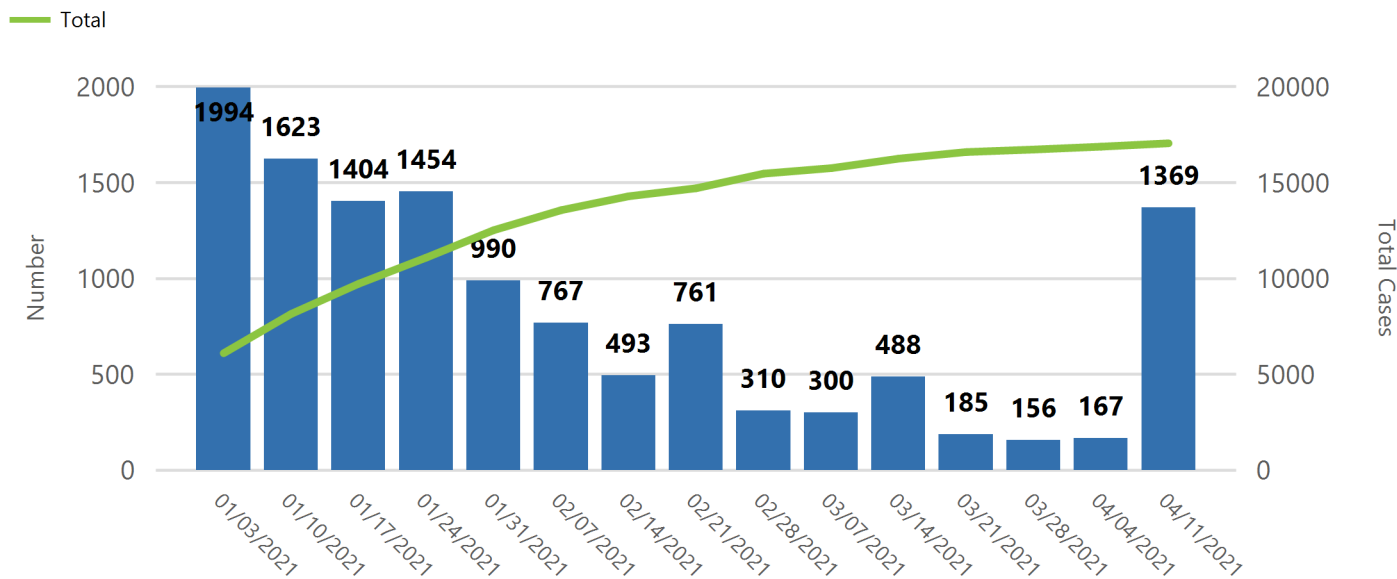
Hospitalized
4,871
3 ↑

CHARACTERISTICS OF COVID-19 PATIENTS
MOBILE COUNTY, ALABAMA

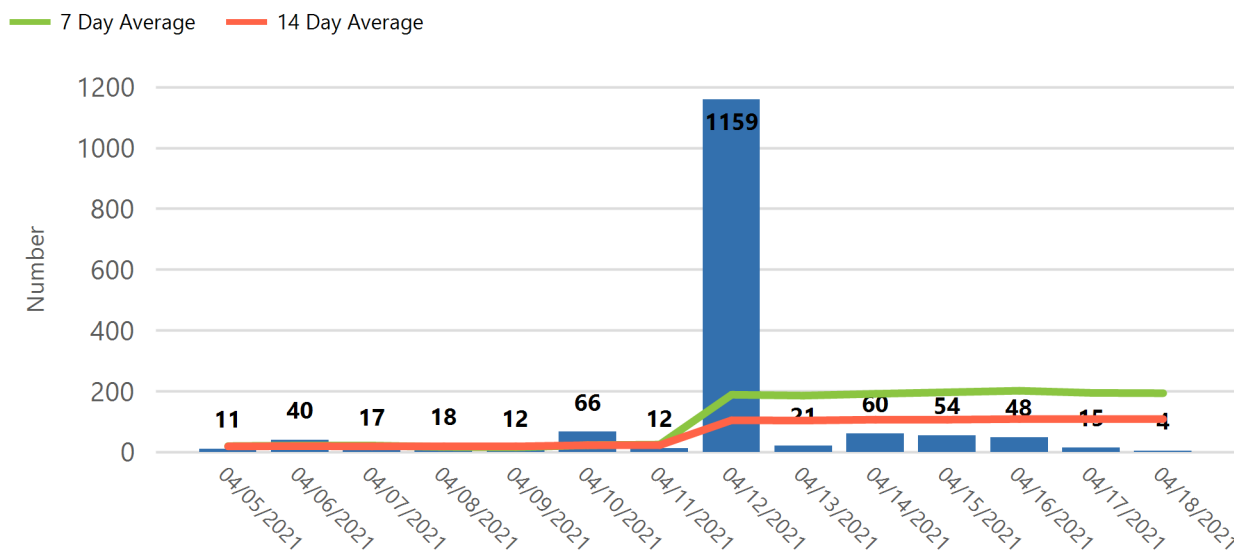
April 19, 2021

↑ The daily increase may include COVID cases and deaths that occurred in previous weeks but were reported in the last 24 hours.

COVID-19 By Week of Report Date

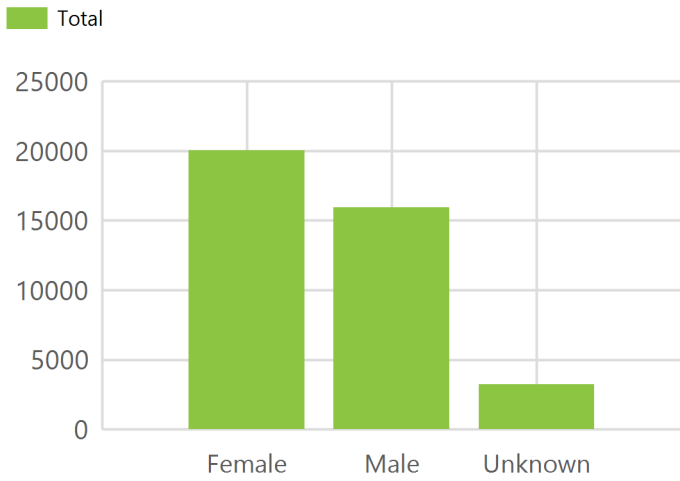


COVID-19 Reported In the Last 14 Days With 7-Day and 14-Day Moving Average



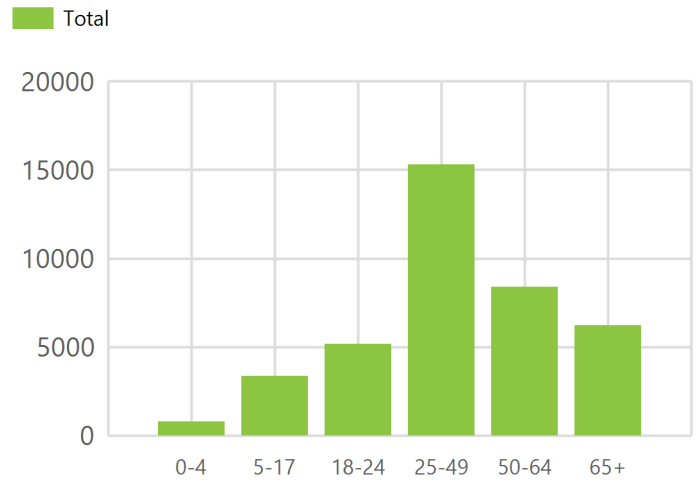
Spikes may be due to laboratory reporting issues.

COVID-19 By Sex



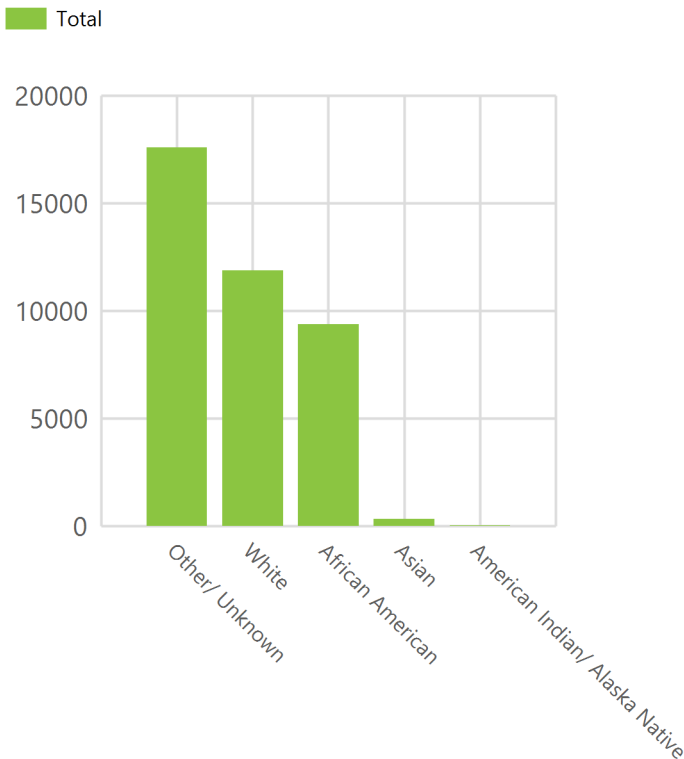
Sex	Cases	Died
Female	20053 (51.1%)	400 (49.9%)
Male	15927 (40.6%)	401 (50.1%)
Unknown	3240 (8.3%)	0 (0.0%)

COVID-19 By Age Group



Age Group	Cases	Died
0-4	796 (2.0%)	2 (0.2%)
5-17	3365 (8.6%)	0 (0.0%)
18-24	5166 (13.2%)	1 (0.1%)
25-49	15287 (39.0%)	41 (5.1%)
50-64	8399 (21.4%)	146 (18.2%)
65+	6207 (15.8%)	611 (76.3%)

COVID-19 By Race



Race	Cases	Died
African American	9392 (23.9%)	324 (40.4%)
American Indian/Alaska Native	21 (0.1%)	0 (0.0%)
Asian	350 (0.9%)	6 (0.7%)
White	11882 (30.3%)	401 (50.1%)
Other/Unknown	17575 (44.8%)	70 (8.7%)

Total Hospitalized To Date

4,871

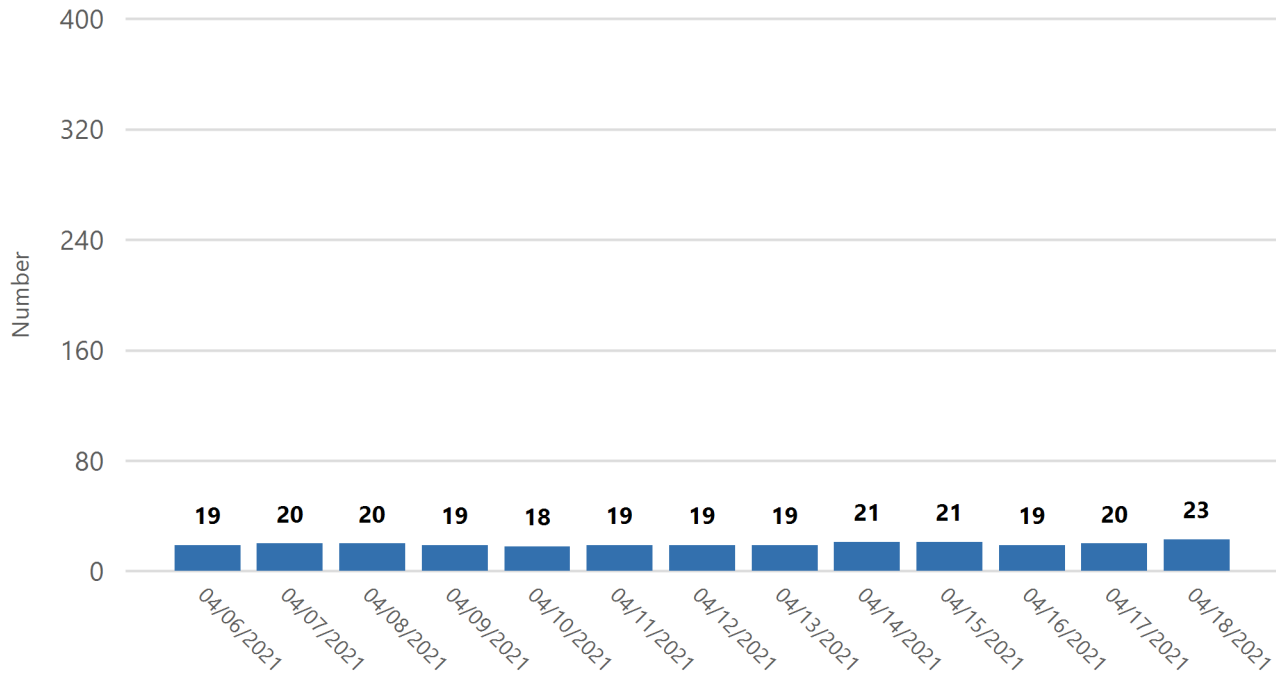
3 ↑

Currently Hospitalized

23

3 ↑

COVID-19 Patients Hospitalized Each Day in Mobile County Hospitals



Red bar indicates 1 or more hospitals in Mobile County did not report the number of hospitalized patients by 1:00 PM or did not submit the numbers at all that day for their facility. The indicator used above the chart (Currently Hospitalized) uses the value the hospital last submitted to get a more accurate number of currently hospitalized patients.

Data Source: Alabama Incident Management System
Updated Daily After 1 p.m.
Includes Patients Who Reside in Other Jurisdictions